

NNEDV

# 17<sup>th</sup> Annual Domestic Violence Counts Report

NATIONAL NETWORK TO END DOMESTIC VIOLENCE



**24-HOUR SURVEY**  
of Domestic Violence  
Shelters and Services

© 2023 National Network to End Domestic Violence, Inc.



## ACKNOWLEDGMENTS

We deeply appreciate the staff at the 1,642 programs who participated in this national count of local domestic violence services. In sharing information about the lifesaving work you do each day, you shine a light on the urgent needs of survivors and advocates.



**NNEDV**  
NATIONAL NETWORK  
TO END DOMESTIC  
VIOLENCE

 **National Network to End Domestic Violence**  
1325 Massachusetts Avenue, 7<sup>th</sup> Floor, Washington, DC 20005  
(202) 543-5566  
[NNEDV.org/DVCounts](https://NNEDV.org/DVCounts)  
[DVCounts@NNEDV.org](mailto:DVCounts@NNEDV.org)

© 2023 National Network to End Domestic Violence, Inc.

Suggested Citation: National Network to End Domestic Violence (2023). *17<sup>th</sup> Annual Domestic Violence Counts Report*. Washington, DC. Retrieved from: [NNEDV.org/DVCounts](https://NNEDV.org/DVCounts).

## TABLE OF CONTENTS

Letter from the President & CEO .....	1
National Summary .....	2
Spotlight on COVID-19 .....	3
In a Single Day .....	4
Victims Served.....	5
Devastating Unmet Needs.....	9
Policy Recommendations.....	17
Services Provided .....	20
Summary Data .....	21

*The 17<sup>th</sup> Annual Domestic Violence Counts Report is made possible by:*





# DOMESTIC VIOLENCE COUNTS REPORT

## LETTER FROM THE PRESIDENT & CEO

March 2023

On behalf of the National Network to End Domestic Violence (NNEDV), I am pleased to share our 17<sup>th</sup> Annual Domestic Violence Counts Report. Founded over 30 years ago, NNEDV is a leading voice for domestic violence victims and their advocates and represents the 56 state and U.S. territorial coalitions against domestic violence, who in turn represent almost 2,000 local domestic violence programs. We are grateful that staff at more than 1,600 of these programs chose to participate in this year's Domestic Violence Counts Survey.

Every year, the Domestic Violence Counts Report shares stories of both hope and heartbreak—from advocates connecting domestic violence survivors and their children with lifesaving assistance, to programs being forced to turn away survivors who urgently need help. We tell these stories to inform and educate the public and policymakers at all levels of government about survivors' and programs' needs and to shine a spotlight on the steps that must be taken to create change.

Our survey day took place on September 7, 2022, nearly two and a half years after the onset of the COVID-19 pandemic. Although our nation has made some progress toward reopening and readjusting to this new normal, survivors continue to grapple with the ongoing impacts of the pandemic, along with an economic downturn, various natural disasters, ongoing discrimination, and other challenges that continue to impact their ability to obtain, and maintain, safety. Importantly, this year, our survey also collected data about programs providing culturally specific services to immigrant survivors and survivors of color—groups that may face increased barriers to accessing the specialized, fully funded services they need and deserve.

Despite their tireless efforts, the advocates and programs supporting survivors simply do not have enough resources. As you will see, in just one day, 12,692 survivors were denied the help they needed. When survivors can't access services, they often have no choice but to remain with an abuser and endure further violence. This is unacceptable. Survivors, advocates, and programs deserve better, and policymakers at every level have the power to make a difference. NNEDV encourages the Biden-Harris Administration and Congress to take action by:

- ★ Launching and implementing the Administration's National Action Plan to End Gender-Based Violence;
- ★ Restoring deposits into the Crime Victims Fund (CVF) and increasing Victims of Crime Act (VOCA) appropriations;
- ★ Increasing essential funding for domestic and sexual violence programs in Fiscal Year 2024 appropriations;
- ★ Centering the needs of survivors from Communities of Color in all legislation, appropriations, and policymaking;
- ★ Reauthorizing and improving the Family Violence Prevention and Services Act (FVPSA);
- ★ Advancing access to safe, affordable housing for survivors;
- ★ Enacting policies that promote economic justice for survivors;
- ★ Enacting workplace protections that promote financial security;
- ★ Ensuring reproductive justice and access to reproductive health care for survivors who face reproductive coercion;
- ★ Strengthening survivor-based immigration protections;
- ★ Closing loopholes in gun laws, implementing existing federal firearms protections, reinstating a federal assault weapons ban, and increasing resources to keep survivors safe from abusers' gun violence; and
- ★ Expanding and implementing relief funds and policies.

Each of us must call upon our elected officials and urge them to act. Visit [NNEDV.org/TakeAction](https://nnedv.org/takeaction) and join us today.

With gratitude,



*Deborah J. Vagins*

Deborah J. Vagins  
President & CEO  
National Network to End Domestic Violence (NNEDV)





# DOMESTIC VIOLENCE COUNTS REPORT NATIONAL SUMMARY

On September 7, 2022, **1,642** out of **1,955 (84%)** identified domestic violence programs in the United States participated in a national count of domestic violence services conducted by the National Network to End Domestic Violence (NNEDV). The survey also includes data from the National Domestic Violence Hotline and NNEDV’s WomensLaw Email Hotline. The following figures represent the information shared by the participating programs about the services they provided during the 24-hour survey period.

## 79,335 Victims Served

**44,882** adult and child victims of domestic violence found refuge in emergency shelters, transitional housing, hotels, motels, or other housing provided by local domestic violence programs.

**34,453** adult and child victims received non-residential supportive services related to legal needs, housing advocacy, transportation, mental health, public benefits, and more.

Table 1: Top Services Provided on 9/7/22	% of Programs Providing Services
Emergency Shelter	70%
Children’s Support or Advocacy	53%
Court Accompaniment or Legal Advocacy	53%
Support/Advocacy Related to Housing/Landlord	52%
Transportation	50%
Support/Advocacy Related to Mental Health	45%
Support/Advocacy Related to Public Benefits/TANF/Welfare	43%

## 23,332 Hotline Contacts Received

Domestic violence hotlines are lifelines for victims in danger, providing support, information, safety planning, and resources via phone, chat, text, and email. Local, state, and territorial hotline staff

received **20,747** contacts; NNEDV’s WomensLaw Email Hotline received **8** emails; and the National Domestic Violence Hotline received **2,577** contacts. Altogether, all local, state, territorial, and national hotline staff received an average of more than **16** contacts every minute of the survey day.

## 9,882 People Educated

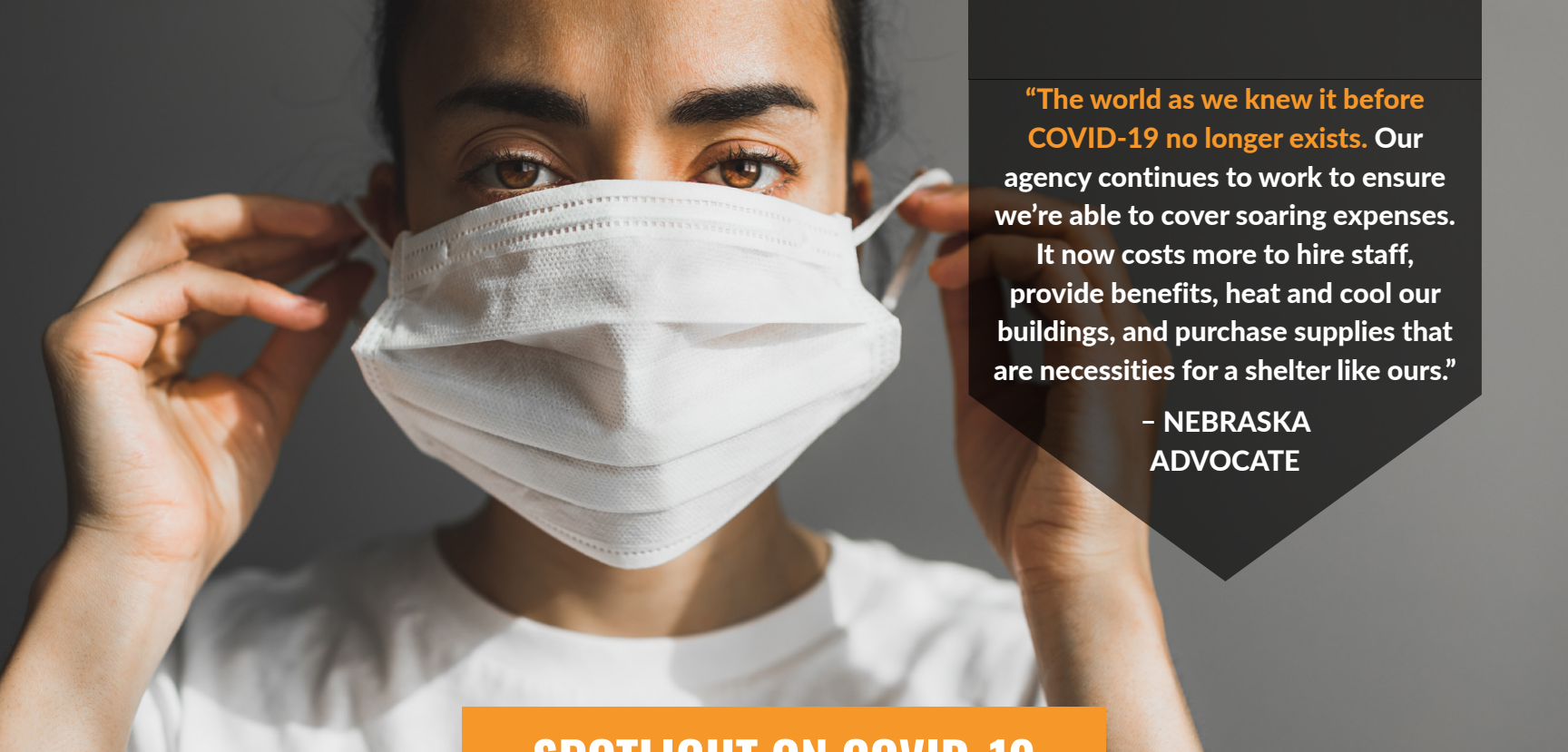
On the survey day, local domestic violence programs provided **521** public training sessions (educational sessions provided to the public) to **9,882** people, addressing topics like domestic violence prevention and early intervention. Community education is essential to raising awareness about domestic violence and promoting resources that are available to victims and survivors.

## 12,692 Unmet Requests for Services

Victims made **12,692** requests for services on the survey day—including emergency shelter, housing, hotel vouchers, childcare, and legal representation—that programs could not provide because they did not have the resources. Approximately **53%** of these unmet requests were for emergency shelter, hotels, motels, and other housing.

Survivors and their children need a safe place to stay as they escape abuse and rebuild their lives. Programs need increased funding to provide shelter, housing, trainings, and other services to all survivors seeking help, while also working toward preventing violence in their communities.

✂ From a Wisconsin advocate: “Violence is happening across our nation every day. The services we provide are critical and lifesaving, from crisis intervention to education and prevention. When survivor support services are funded, it keeps our communities healthy and safe.”



**“The world as we knew it before COVID-19 no longer exists. Our agency continues to work to ensure we’re able to cover soaring expenses. It now costs more to hire staff, provide benefits, heat and cool our buildings, and purchase supplies that are necessities for a shelter like ours.”**

**– NEBRASKA  
ADVOCATE**

## SPOTLIGHT ON COVID-19

### Pandemic Continues to Exacerbate Barriers and Strain Resources for Survivors, Advocates, and Programs

For the past three years, the COVID-19 pandemic has burdened survivors, advocates, and programs with a seemingly endless list of challenges. At the same time, many COVID-specific emergency funding sources have dwindled or ended, leaving fewer resources available despite ongoing (and, in some cases, increased) needs.

Communal living spaces like shelters still pose risks for the spread of contagious diseases like COVID-19. Early in the pandemic, many shelters planned to temporarily reduce their capacity to minimize risks. However, many of these reductions become permanent over the 12 months prior to the survey day, with 18% of programs reducing or eliminating communal options, and 19% of programs adding or expanding non-communal options.

Many programs have also found themselves permanently budgeting for personal protective equipment (PPE), testing supplies, hotel and motel stays, technology to support virtual service provision and remote work, and other costs once anticipated to be short-term.

As the initial crisis of the pandemic has faded, advocates (some of whom are survivors themselves) have faced heightened burnout, with many

seeking jobs that offer more benefits, better pay, and less vicarious trauma. This compounds the strain on remaining staff whose workloads and hours increase, while compensation often remains stagnant or decreases amid funding cuts.

Additionally, programs have reported drastic increases and new complexities in survivors’ physical and mental health concerns since the pandemic began. These concerns exacerbate existing strains on services and can delay the healing process for survivors when programs do not have the resources to support them.

“Since 2019, we have seen a nearly 100% increase in demand for emergency shelter, a two-fold increase in contacts to our crisis helpline, and a growing demand for supportive services. Survivors are facing increased needs during a time of limited personal, organizational, and systemic resources.” – New Jersey Advocate

“Immigrant survivors are at an increased risk of illness, housing and job instability, and economic uncertainty. Our organization continues to navigate COVID-19 in service delivery, but we face uphill battles in raising funds for organizational stability.” – Virginia Advocate



# In a Single Day...

On September 7, 2022, NNEDV conducted our 17<sup>th</sup> Annual Domestic Violence Counts Survey, a one-day, unduplicated count of domestic violence services requested and received across the United States. This report summarizes the findings, including the number of people accessing services, the services requested, the number of unmet requests, and the experiences of survivors and advocates.<sup>1</sup>

NNEDV conducted the survey as participating local programs navigated the third year of the pandemic, among other challenges. Of the 1,955 domestic violence programs and shelters identified<sup>2</sup> nationwide, 1,642 programs (84%) in all fifty states, the District of Columbia, Guam, the Northern Mariana Islands, Puerto Rico, and the U.S. Virgin Islands participated. For seventeen years, the Domestic Violence Counts Report has been the premier trusted source of data on the lifesaving services domestic violence advocates provide to survivors every day.

In just one day, 79,335 adults and children received essential domestic violence services. Emergency shelters, transitional and other housing programs, hotels, and motels provided refuge for 44,882 adult and child victims, and an additional 34,453 adults and children received advocacy through non-residential supportive services, such as counseling, childcare, and legal advocacy. Local, state, territorial, and national domestic violence advocates received 23,332 hotline contacts; local, state, and territorial advocates provided 521 trainings to 9,882 people on domestic violence prevention, intervention, and related topics.

The Domestic Violence Counts Report also provides sobering data about unfulfilled requests for services. Due to a lack of resources, programs could not meet 12,692 requests for services on September 7, 2022, leaving survivors without the support they need. Programs continue to have insufficient funding at the federal, tribal, state, territorial, and local levels, and more resources are urgently needed.

As the cost of living has continued to rise amid an economic downturn, many survivors have turned to domestic violence programs for help supporting themselves and their children, requesting shelter and low-barrier cash assistance for basic needs like food, clothing, and transportation. Annual and supplemental funds provided by the Family Violence Prevention and Services Act (FVPSA), the Violence Against Women Act (VAWA), the Victims of Crime Act (VOCA), and the targeted funds for domestic violence and sexual assault at the U.S. Department of Housing and Urban Development are essential federal funding streams for victim services.

In 2022, the U.S. Supreme Court overturned *Roe v. Wade*, dismantling the constitutional right to an abortion. This decision has particularly harmed low-income survivors, survivors of color, survivors with disabilities, and others who already encountered substantial barriers to accessing the health care they need. As advocates support these survivors, they must now also navigate an uncertain legal landscape that may criminalize them and the work they do to ensure survivors have control over their own decisions and lives.

Throughout this past year, NNEDV continued to address these challenges and advocate for legislation to help survivors and advocates, including FVPSA reauthorization and funding increases in Fiscal Year 2023 appropriations. Targeted legislative changes, Administration initiatives, and additional resources are needed to improve system-wide responses, eliminate barriers to safety and justice for all survivors, and ensure no program is ever forced to turn away survivors when faced with a decrease in funding.

<sup>1</sup> Quotes have been edited for length and to protect victims' and survivors' anonymity.

<sup>2</sup> For a local program to qualify for participation in the Domestic Violence Counts Survey, one of its primary purposes must be domestic violence services.



## REAL STORIES

“One immigrant survivor spoke little English, and our shelter connected her with immigration and interpretation services. She appreciated that she was safe and could communicate in her language.”

– Hawaii advocate

“We have to contend with massive budget cuts while working in the midst of a global pandemic with decreased community involvement. We need support for our primary funding sources to continue providing lifesaving resources.”

– Arkansas advocate

## Domestic Violence Programs Provide Refuge and Advocacy in Times of Crisis

As domestic violence survivors endure the ongoing stress of the pandemic, coupled with inflation and an economic downturn, they turn to local programs for help. Many abusers choose to leverage economic stressors to further harm and control a partner, and this financial abuse can make it difficult for survivors to safely leave. Advocates at local programs are experts in helping survivors navigate these and other challenges every single day.

<b>Table 2: Victims Served on 9/7/22</b>	<b>Emergency Shelter</b>	<b>Transitional or Other Housing</b>	<b>Hotel/Motel</b>	<b>Non-Residential Supportive Services</b>	<b>Total</b>
Adults	10,803	9,342	1,335	27,583	<b>49,063</b>
Children	10,546	11,647	1,209	6,870	<b>30,272</b>
<b>Total</b>	<b>21,349</b>	<b>20,989</b>	<b>2,544</b>	<b>34,453</b>	<b>79,335</b>

### Answering the Call

Domestic violence hotlines are often the first point of contact for survivors seeking help, providing necessary information and support. On September 7, 2022, local, state, territorial, and national domestic violence hotlines received 23,332 contacts from victims of domestic violence in a single day (averaging more than 972 contacts per hour or more than 16 contacts per minute).

### Shelter and Housing Services Provide Safety

Access to a safe, affordable place to stay is critical for survivors leaving an abuser. Although many programs have recovered from shelter constraints they faced at the beginning of the pandemic, the need to use alternate sites like hotels and motels present additional staffing and resource demands. The continued devaluation of work done by women (especially Women of Color) in low-wage, front-line jobs continues to impact survivors’ ability to be paid fairly and work safely to provide stable housing for themselves and their children.

### Creating Pathways from Shelter to Permanent Safe Housing

For survivors staying in emergency shelter, hotels, and motels, the path to securing long-term housing can be challenging. Long waitlists, unaffordable options, a lack of financial resources, and imperfect housing histories caused by the abuse itself—these and other factors create substantial barriers.

Many domestic violence programs offer transitional housing, rapid rehousing, permanent supportive housing, and other affordable housing options to help survivors find a safe place to live. Overcoming systemic barriers and addressing survivors’ housing needs requires intentional, sustained partnerships, along with substantial investments in affordable housing at the federal, tribal, state, territorial, and local levels. These partners must also understand and address barriers faced by survivors of color in particular, who must also overcome structural racism and other forms of discrimination in their search for safe housing. Domestic violence advocates work hard to help survivors address barriers that arise in the process of securing housing. A California advocate shared: “One of our clients was so excited to find an apartment. They were looking forward to feeling safe and successful, and they needed financial



assistance with move-in costs and rent. However, these funds are limited, and there are often long wait times. Survivors already struggle with limited income, and this financial barrier is often cited as a roadblock to leaving a perpetrator.”

### Opening the Door

On September 7, 2022: Adult and child victims found refuge in local programs’ emergency shelters (21,349 victims); transitional and other housing programs (20,989 victims); and hotels and motels (2,544 victims). Seventy percent of reporting programs provided emergency shelter, 40% provided transitional or other housing services, and 22% provided hotel or motel stays.

A Kansas advocate shared: “Our advocates worked closely with one survivor to enroll their child in school, apply for important documents, and find housing. On DV Counts Day, they found out they were approved for their apartment after several months on a waitlist. They were so excited! This is the fresh start they hoped for from the moment they left their abuser.”

### Comprehensive and Compassionate Advocacy

Beyond a roof and four walls, many domestic violence programs offer a range of non-residential supportive services to help survivors rebuild their lives after abuse. Trained advocates provide counseling, legal advocacy, transportation, childcare, job training, education, and other wraparound services to help build survivors’ resilience. Advocates provide these empowering, non-judgmental services in a way that follows and honors each survivor’s individual needs and helps them on the path to pursuing their goals and healing from abuse.

An advocate in Tennessee shared: “We met with a survivor and talked through her feelings of worry, guilt, and anxiety, helping her acknowledge that she is not at fault and that help is available for her family. She cried tears of relief knowing that she was supported by our program, and said she felt hopeful for her family’s future.”

The range of services provided by local programs and advocates are often tailored to the needs of diverse communities that face different, or increased, challenges in accessing safety

and support. Many programs provide services specifically designed to support survivors of color, LGBTQ+ survivors, immigrant survivors, survivors with disabilities, survivors using substances, and other groups with unique needs. Programs need resources to provide and expand these services and to advocate in their communities, and at all levels of government, to address the structural barriers that necessitate them.

An Ohio advocate shared: “One of the most devastating barriers for survivors is the lack of inclusive services for the LGBTQ+ community and other marginalized communities. It is critical that all anti-violence programs provide services through an anti-oppressive and intersectional lens, understanding that many LGBTQ+ survivors exist at the intersections of various marginalized identities.”

### Helping Survivors Heal

On September 7, 2022: Programs provided 34,453 people with non-residential supportive services.

Table 3: Top Non-Residential Supportive Services Provided on 9/7/22	% of Programs Providing Services
Children’s Support or Advocacy	53%
Court Accompaniment or Legal Advocacy	53%
Support/Advocacy Related to Housing/Landlord	52%
Transportation	50%
Support/Advocacy Related to Mental Health	45%
Support/Advocacy Related to Public Benefits/TANF/Welfare	43%
Therapy/Counseling for Adults (by a licensed practitioner)	41%
Bilingual Advocacy	34%
Support/Advocacy Related to Child Welfare/Protective Services	28%

From an advocate in Missouri: “We provided counseling to a survivor with post-traumatic stress disorder (PTSD) who recently experienced a triggering event. After receiving services, she commented: ‘You have literally saved my life. I don’t know how I could face him in court or return to work without your support.’”



## REAL STORIES

“One survivor shared: ‘This support group has changed my life. I am not down on myself for going back to my abuser so many times. My advocate truly cared about making me feel safe, comfortable, and validated.’”

– **Oklahoma**  
advocate

“Family violence rates have increased significantly across the state, and our program saw a 90% increase in services. Many of our clients were displaced during the pandemic, but emergency shelters are full. Our program would benefit immensely from increased resources.”

– **Connecticut**  
advocate

### Ending Domestic Violence Starts with Community Education

In addition to providing crisis intervention, advocates also strive to educate communities, raise awareness, change social norms, and prevent abuse. Education is a powerful tool to help people understand the importance of healthy relationships, identify signs of unhealthy or abusive relationships, and access resources.

Advocates design and use specialized trainings to help professionals understand the importance of trauma-informed service provision. When first responders, medical professionals, social service employees, attorneys, judges, and law enforcement officers grasp the nuances of domestic violence, they can better serve survivors who depend on them.

An Indiana advocate said: “We accompanied a survivor through a rape kit collection and she stated that she was so happy that she decided to come forward and was believed. The week before, we had provided a trauma-informed training to some of the law enforcement and medical professionals that helped her. She told us that she felt heard and supported by this team.”

### Forging Community Connections and Expanding Knowledge

On September 7, 2022: Advocates provided 521 trainings to 9,882 people, including students, parents, educators, law enforcement officers, social service providers, and health care professionals. Reaching these different stakeholders—both in-person and virtually—is helpful for disseminating resources and building community support for survivors.

An advocate in Massachusetts shared: “We expanded our healthy relationships curriculum in local schools to talk with students about empathy, being an active bystander, consent, and resources. These conversations give us hope that we are moving toward a future free from domestic and sexual violence.”

### Abusers' Access to Firearms Jeopardizes Survivors' Safety

When a male abuser has access to a firearm, the risk that he will choose to shoot and kill a female partner increases by 1,000%.<sup>3</sup> Existing federal law restricts firearm access for certain individuals who have been convicted of misdemeanor domestic violence crimes or are subject to final protective orders. But it excludes dating partners; this is often referred to as the “boyfriend loophole.” In June 2022, President Biden signed the Bipartisan Safer Communities Act, which partially closed this loophole. But the law does not cover dating partners subject to final protective orders. More work must be done to fully close the loophole.<sup>4</sup>

A North Carolina advocate shared this story: “A survivor met with us after her partner threatened to shoot her. She worked with our advocate to complete protective order paperwork and thanked us for our patience, guidance, and support. She felt safe knowing she could return home and he would not be allowed to come near her.”

<sup>3</sup> Spencer, C. M. & Stith, S. M. (2020). “[Risk Factors for Male Perpetration and Female Victimization of Intimate Partner Homicide: A Meta-Analysis](#),” *Trauma, Violence, & Abuse*, 21(3), 527-540.

<sup>4</sup> National Network to End Domestic Violence (2022). “[Statement of Deborah J. Vagins, President and CEO of the National Network to End Domestic Violence, on Signing of the Bipartisan Safer Communities Act](#).”



“It’s been almost a year since one survivor and her children escaped abuse, and she has flourished. During a recent follow-up call, she started to cry and told us that **she doesn’t know if she would have ever been able to get away—or if she would even still be alive—without our program and advocates.**”

– KENTUCKY  
ADVOCATE





## DEVASTATING UNMET NEEDS



### REAL STORIES

“After the death of her abuser, one survivor wanted to move on, but felt immobilized by years of trauma and anxiety. Our staff validated her experiences and she began to consider that she is not to blame for the abuse she experienced.”

– Illinois advocate

“The services we provide are vital to building healthy communities, and they yield positive outcomes for survivors.

Unfortunately, programs can never guarantee funds for these vital services from one budget year to the next.”

– Louisiana advocate

### Insufficient Resources Lead to Devastating Unmet Needs

Domestic violence programs are lifelines for survivors in danger, and no program should ever have to turn away someone in need. However, many programs struggle to maintain stable funding, forcing them to reduce services, lay off staff, and deny services to survivors and their children who desperately need help.

As the pandemic shifts from a short-term crisis to a long-term concern, programs still need increased funding to keep staff and survivors safe. Increased ongoing and emergency supplemental funding can help mitigate the impacts of the pandemic along with the natural disasters like hurricanes and wildfires that programs regularly endure.

The Crime Victims Fund (CVF) supports the Victims of Crime Act (VOCA), a key federal funding source for domestic violence shelters and services. Without these funds, programs would be forced to lay off staff and reduce services. Deposits into the CVF started to decline several years ago, which resulted in cuts to VOCA. Congress passed the VOCA Fix Act in 2021, directing deposits from deferred prosecutions and non-prosecution agreements to CVF. Since it passed, the VOCA Fix Act has directed hundreds of millions of dollars into the CVF. However, the VOCA Fix Act still needs more time to fully replenish the fund. In the meantime, deposits into the CVF are still lower than before; therefore, VOCA continues to face cuts.

A Georgia advocate shared: “Without increased funding, the services we are able to provide will not be adequate to meet the needs of increasing numbers of survivors. The VOCA funding cuts are devastating not only to our program, but to many programs across the state.”

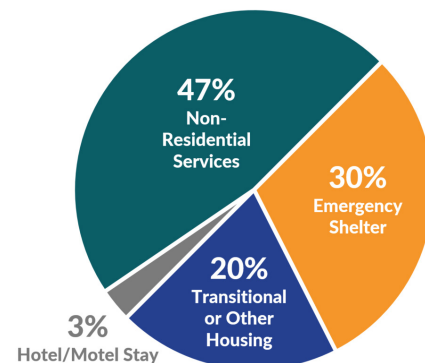


Chart 1: Breakdown of Unmet Requests on 9/7/22

### Unmet Requests for Domestic Violence Services

Table 4: Unmet Requests on 9/7/22	Emergency Shelter (30%)	Transitional or Other Housing (20%)	Hotel/Motel Stay (3%)	Non-Residential Supportive Services (47%)	Total
Adults	2,440	1,430	234	4,735	8,839
Children	1,397	1,141	106	1,209	3,853
Total	3,837	2,571	340	5,944	12,692

#### Unanswered Requests for Help

On September 7, 2022: Tragically, programs did not have the resources to meet 12,692 requests for services.

### Safe Housing is Often out of Reach for Survivors in Need

Having a safe place to live is key to many survivors' ability to leave an abuser, obtain or maintain employment, enroll their children in school, and overall obtain the stability they need. With the rising cost of living, and a lack of affordable housing across the country, programs often can't help survivors meet this need.



On the survey day, 53% of survivors’ unmet requests for services were for emergency shelter, transitional or other housing, or hotel or motel stays. Due to a lack of space, funding, and/or staffing, programs could not meet 6,748 requests for these services.

A Wyoming advocate shared: “Our funding was cut by \$35,000 and we cannot afford to put anyone in shelter. We have used all our victim funds for the year. This means that, for ten months, we have no funds to assist any victims.”

When faced with a lack of safe, affordable housing options, many survivors are forced to stay in shelters, hotels, or motels for extended periods of time—which can delay their recovery process after experiencing abuse and prevent shelters from offering space to other survivors in need. Many programs offer transitional or other housing options, including short-term rental assistance, to bridge the gap. However, these in-demand programs are often at capacity, leaving survivors on waitlists instead of connected to the services they deserve.

Advocates at local programs work hard to piece together housing options for survivors, even when little or no help is available. In Florida, an advocate reported: “Securing safe, affordable housing has always been a challenge for survivors, and the COVID-19 pandemic has exacerbated the housing crisis. Programs like transitional housing are successful in setting survivors up for safe, affordable, independent housing, but there is not enough funding to help everyone in need.”

Even when survivors are able to secure housing, they may continue to rely on services and support from local programs during their journey toward healing. An advocate in Oregon shared: “A survivor in our permanent housing program shared how grateful they are for the program and the wraparound services that come with it. Having a constant advocate in their corner allows them time to slow down, focus on their children and recovery, and just breathe for the first time in years.”

*Loss of Housing Services*

In the 12 months prior to the survey day, hundreds of programs reported reducing or eliminating

housing services due to staffing, funding, and/or COVID-19.

Table 5: Service Reduced or Eliminated in Past 12 Months	# of Programs that Reduced or Eliminated Service Due to...		Total
	Staffing/ Funding	COVID-19	
Emergency Shelter	106	216	322
Hotel/Motel Stay	139	62	201
Transitional or Other Housing (run by DV program)	75	49	124

**Staffing Challenges Exacerbate Unmet Needs**

Most domestic violence programs depend on local, state, territorial, and federal government grants, along with fluctuating private donations, to pay their bills. With limited budgets, programs often can’t provide staff with competitive wages and benefits—leading to turnover and gaps in services, which can stunt survivors’ healing processes.


Among participating programs, the average reported starting hourly and salaried wages for a full-time, front-line advocate were \$16.88 and \$40,131.15, respectively. The lowest reported hourly wage was \$7.50; the lowest reported salary was \$21,000. The ongoing impacts of factors like burnout, vicarious trauma, irregular hours, and continued exposure to COVID-19, compounded with these low wages, often cause advocates to leave their jobs—and, sometimes, the domestic violence field entirely.

An advocate in New York reported: “Our field has depended far too long on mission-focused people willing to work below market wages doing extraordinarily difficult work. We need funding to pay fair and competitive wages for our staff. And we need funders to hear this and be part of the solution, or I fear our entire field is in jeopardy.”

**Lack of Legal Services May Further Victimize**

Advocates provide essential support for survivors navigating complex, retraumatizing, legal processes. Filing for divorce or custody, avoiding eviction, and





“With our transitional housing funds, a nonbinary survivor was safely housed in their own apartment. With their basic needs met, they were able to begin their personal healing journey, recognize their strengths, find hope, break the cycle of violence, and look toward a peaceful future that will allow them to thrive.”

– IDAHO  
ADVOCATE



obtaining protective orders are common concerns for many survivors; some survivors also contend with complex immigration proceedings and lengthy criminal cases—all of which are more difficult if survivors have to represent themselves in court, often while still dealing with abusers’ threats and a lack of financial resources. Domestic violence advocates understand these challenges and work to support and empower survivors along the way.

More than 5.7 million individual users sought out legal information from NNEDV’s WomensLaw legal resource project between September 1, 2021 and August 31, 2022. This was a 52% increase compared to the same period in the prior year and shows the continual need for accessible, free, and easy-to-understand legal information, particularly for survivors who cannot afford legal help or representation.

A North Dakota advocate shared: “One survivor was being harassed and threatened by her ex-partner, but she has been unable to find an attorney who will work on her custody case for a reduced fee. She feels like it may be better to go back to him so at least she will know her children are safe.”

Abusers often manipulate the legal system to further harm survivors and maintain power and control, even after the relationship itself has ended. When survivors can’t afford legal representation, or when a local program doesn’t have the resources to provide them with legal support or referrals, the consequences can be devastating.

In recognition of the importance of national hotlines in supporting victims in crisis, the Office for Victims of Crime (OVC) recently created a national crisis hotline grant and awarded NNEDV funding to support our WomensLaw Email Hotline, in partnership with Esperanza United, a culturally specific agency. This funding allows us to expand the WomensLaw Email Hotline and will help us reach more monolingual Spanish-speakers and immigrants in the Latinx community.

*Loss of Legal Services*

In the 12 months prior to the survey day, hundreds of programs reported reducing or eliminating legal services due to staffing, funding, and/or COVID-19.

Table 6: Service Reduced or Eliminated in Past 12 Months	# of Programs that Reduced or Eliminated Service Due to...		Total
	Staffing/ Funding	COVID-19	
Court Accompaniment or Legal Advocacy	82	110	192
Legal Representation by an Attorney	69	35	104

**Lack of Transportation is a Significant Barrier**

Having access to safe, affordable transportation—including personal vehicles, public transit, rideshare services, and transportation provided by local programs—means that survivors can escape abuse and more easily access resources and safety. However, a number of factors can complicate transportation, including abusive partners limiting survivors’ access to vehicles or isolating them from friends and family members who might be able to help; rural areas that don’t have public transportation and rideshare options; and programs’ lack of staffing and funding to provide transportation services for survivors in need.

Transportation also impacts a number of other facets of survivors’ healing journeys. When survivors have reliable means of transportation, they can more easily relocate to safer locations, commute to jobs, take their children to school, and travel to appointments to seek housing, health care, legal support, and other services that help them move forward after experiencing abuse. A lack of reliable transportation can significantly delay or even prevent the process of moving forward, limiting survivors’ options and resources.

When domestic violence programs can provide transportation directly—or help survivors with gas gift cards, preloaded public transportation cards, tickets for buses or planes, financial help for vehicle repairs, and other transportation-related support—it can make all the difference. A New Hampshire advocate shared: “Our community lacks public transportation, taxi, and rideshare options. If survivors are unable to afford their own



✂ From a New Mexico advocate: “The past two years revealed increasing threats to the communities we serve, including the pandemic, anti-Asian hate crimes, and strained social and community supports. Our staff and communities have experienced unimaginable distress, sadness, and fear.”

transportation, the lack of options increases an abuser’s ability to isolate them and restrict them from receiving services from our agency and other providers.”

#### Loss of Transportation Services

In the 12 months prior to the survey day, hundreds of programs reported reducing or eliminating transportation services due to staffing, funding, and/or COVID-19.

Table 7: Service Reduced or Eliminated in Past 12 Months	# of Programs that Reduced or Eliminated Service Due to...		Total
	Staffing/Funding	COVID-19	
Transportation	121	129	250

#### Lack of Prevention and Educational Programs Puts Communities at Risk

When advocates have the resources to provide prevention and educational programs in their communities, they play a key role in educating the public about healthy, unhealthy, and abusive relationships. Much of this programming includes outreach to young people, providing them with powerful tools to understand the importance of healthy relationships, as well as how to identify resources for themselves or someone they care about who is experiencing abuse. Without these programs, it can be harder for communities to interrupt cycles of violence; this can also increase the demand on local programs for crisis intervention if they’re unable to provide services that may have prevented a crisis in the first place.

An advocate in Arizona shared: “Many young survivors can feel that something is off with a relationship, but they can’t put their finger on what is wrong, or they doubt what is happening is real. We desperately need preventative education for our youth. If they could learn in school what abuse is, how it feels, and how to respond and find resources, we would see long-term decreases in domestic violence.”

#### Loss of Prevention and/or Educational Programs

In the 12 months prior to the survey day, hundreds of programs reported reducing or eliminating prevention and/or educational programs due to staffing, funding, and/or COVID-19.

Table 8: Service Reduced or Eliminated in Past 12 Months	# of Programs that Reduced or Eliminated Service Due to...		Total
	Staffing/Funding	COVID-19	
Prevention and/or Educational Programs	104	113	217

Altogether, hundreds of programs reduced or eliminated critical services in the past 12 months.

Table 9: Top Services Reduced or Eliminated in Past 12 Months	# of Programs that Reduced or Eliminated Service Due to...		Total
	Staffing/Funding	COVID-19	
Emergency Shelter	106	216	322
Transportation	121	129	250
Prevention and/or Educational Programs	104	113	217
Hotel/Motel Stay	139	62	201
Court Accompaniment or Legal Advocacy	82	110	192
Children’s Support or Advocacy	88	87	175
Childcare/Daycare	78	84	162
Therapy/Counseling for Adults (by a licensed practitioner)	102	58	160

### Limited Resources and Services Further Marginalize Underserved Victims

Domestic violence cuts across gender, race, and age, and every survivor deserves access to the specialized resources they need. Survivors already experiencing systemic barriers and marginalization—including survivors of color, LGBTQ+ survivors, immigrant survivors, survivors with disabilities, survivors using substances, and other survivors—can experience increased difficulty accessing these resources. Many local programs and advocates understand these challenges and provide unique services to help survivors overcome them. However, when budgets tighten, these services may be reduced or unavailable, leaving survivors to navigate mainstream systems that may not be equipped to support them.

An advocate from Iowa said: “Culturally specific programs are underfunded in comparison to white-led counterparts. We are not funded to offer shelter services, and many of our African American clients are denied shelter while white clients have no problem being accepted. It would greatly benefit our organization if we had funding to provide short-term shelter for our clients.”

Culturally specific and accessible services and programs are essential to help advocates meet these survivors’ needs. Federal policy reforms addressing systemic discrimination and increased funding for culturally specific services can help mitigate these challenges and connect marginalized survivors with the resources they need and deserve.

An advocate from Washington shared: “Our cultural response team of elders can sit and talk with clients, offer prayer, and have regular sweats in the community. Having others who know and understand the Native community has helped ensure these survivors feel seen and understood.”

The criminal legal system often causes further harm, or may be inaccessible, to survivors of color,

LGBTQ+ survivors, and undocumented immigrant survivors. Programs and advocates must have the resources they need to support these and other survivors in their pursuit of justice, including through civil legal assistance, housing, emergency shelter, restorative and transformative justice models, and culturally specific practices.

An advocate from Minnesota shared: “Many of our clients have experienced and been affected by discrimination, systemic racism, and historical trauma, which makes it difficult to trust systems intended to help them. Histories of violence, trauma, and exploitation—combined with experiences of discrimination, judgment, and stereotypes—create significant barriers for survivors of color and LGBTQ+ survivors to access resources and sustain change.”

LGBTQ+ survivors may experience discrimination when seeking help, leaving them feeling unsupported. First responders and the legal system often misunderstand the dynamics of abuse within the LGBTQ+ community. Transgender and nonbinary survivors in particular may not receive affirming or respectful services. These negative interactions can retraumatize survivors and make them reluctant to reach out for help again.

Survivors with disabilities, survivors who do not speak English, immigrant survivors, survivors using substances, and other survivors have a number of specialized needs that advocates can—and do—help address. Throughout the past twelve months, hundreds of programs offered services to these survivors, including culturally specific services (led “by and for” traditionally underserved or marginalized communities) to connect them with resources in safe, affirming ways. Many of these programs also provided these services directly to survivors on the survey day. Every program needs more funding and training to help ensure they are able to provide these and other services for any survivor in need, any day of the year.

✘ **From a Michigan advocate: “Victims of color continue to be overlooked, stereotyped, criminalized, and pathologized within systems put in place to bring justice to survivors. Leaders of Black grassroots agencies continued to be expected to do more with less, and without executive leadership support.”**

<b>Table 10: Services Provided by Local Programs</b>	<b>% of Programs Providing Service on 9/7/22</b>	<b>% of Programs Offering Service throughout Past 12 Months</b>
Bilingual Advocacy	34%	65%
Support/Advocacy to Older/Elder Victims of Abuse	28%	81%
Support/Advocacy Related to Substance Abuse	25%	73%
Support/Advocacy for LGBTQ+ Victims of Abuse	23%	83%
Support/Advocacy Related to Immigration	22%	72%
Culturally Specific Services to Latino/Latina/Latinx Survivors	18%	38%
Support/Advocacy Related to Disability Issues	18%	67%
Culturally Specific Services to Immigrant Survivors	16%	37%
3 <sup>rd</sup> Party Translation/Interpretation Services	14%	64%
Culturally Specific Services to Black/African American Survivors	10%	30%
Culturally Specific Services to Asian/Pacific Islander Survivors	6%	23%
Culturally Specific Services to Native American Survivors	5%	24%

## **REAL STORIES**

“Many clients we serve cannot afford childcare, so they cannot pursue higher education or employment. When families are empowered mentally, emotionally, and financially, more options are available and the outcomes for the community as a whole are better.” – **Washington, DC advocate**

“As a result of our supportive, bilingual legal advocacy, one client felt comfortable pursuing a criminal case against her abuser. We also provided her with several housing applications. Her big smile was priceless, and it was filled with hope.” – **Utah advocate**

“As a survivor, even though this relationship took place many years ago, it is scary to think of not having a safe place to go, or not having knowledgeable, caring staff to support the journey to personal freedom. These services are too important to do without.” – **South Dakota advocate**

“The pandemic created the perfect storm for abuse, and we are seeing a dramatic increase in the complexity of our clients’ needs. The number of services we have provided has increased an astounding 130%.” – **Maryland advocate**

“A survivor was intimidated by her abuser and did not want to appear in court. However, with our case managers’ advocacy, she felt safe enough to give her testimony while her abuser was present. She felt like she gained some of her power back.” – **Alabama advocate**

“Staff turnover and hiring challenges have led to the intermittent closure of our shelters. Fortunately, we have residual COVID-19 funding that allows our shelter to continue in a hotel setting. As these funds run out, however, this expensive solution will no longer be an option.” – **South Carolina advocate**

“New COVID-19 strains continue to emerge, indicating that the pandemic will be in our lives for quite some time. We maintain safety protocols because, when we protect ourselves, we can protect others. Funding will continue to be necessary to ensure services are always available.” – **U.S. Virgin Islands advocate**



"A survivor with several children called seeking shelter. She was concerned about leaving her pets behind, telling us **they are part of her family and the thought of being separated from them was almost unbearable.** I was happy to inform her that we welcome pets at our shelter. She was so relieved."

– ALASKA  
ADVOCATE







### REAL STORIES

“We reduced our staff by half due to a 60% Victims of Crime Act (VOCA) budget cut. With increased work, our remaining staff was stretched thinner and experienced extreme burnout. High staff turnover has become a very difficult issue.”

– **Mississippi**  
advocate

“The number of people reaching out has steadily increased. With challenges recruiting, hiring, and retaining staff, the need is greater than our capacity. We continue to address survivors’ needs, but it is a constant challenge.”

– **Maine**  
advocate

### No Victim Should Be Left Behind: Ending Abuse Requires Federal Investments

On September 9, 2021, advocates provided survivors with resources, support, and hope—just as they do every single day. Despite the challenges of 2021, domestic violence program staff continued their lifesaving efforts. Local programs help make our communities safer and move us closer to a future where everyone can live safely and without fear.

We cannot, however, create this future without sufficient funding for programs and advocates. Each year, thousands of survivors and their children are turned away from programs and services that could save their lives because the funding simply isn’t there. Programs need adequate funding and resources so advocates never have to turn away a victim in need. Our nation continues to be in the midst of multiple, intersecting crises that exacerbate disparities and endanger domestic violence survivors. The goal of this report is to shine a light on both the long-standing and evolving needs in the field and connect those needs with the solutions that could help.

Since our previous report, Congress and the Administration have taken several important steps to help survivors, thanks in part to NNEDV’s advocacy and the tireless work of coalitions, programs, and advocates across the country. These include: passing the Bipartisan Safer Communities Act, which will partially close the federal “dating partner loophole” or “boyfriend loophole” by extending firearm restrictions to dating partners convicted of misdemeanor crimes of domestic violence; increasing federal funding in priority programs in Fiscal Year 2023; continuing progress on FVPSA reauthorization; and passing several additional pieces of legislation that will help survivors, including: the Pregnant Workers Fairness Act (which provides employment protections and accommodations for pregnant workers); the PUMP for Nursing Mothers Act (which extends to more employees who are nursing mothers the right to receive break time to pump, a private place to pump at work, and other adjustments); the Safe Connections Act (which gives survivors the ability to remove themselves from family phone plans without termination fees); and the Joint Consolidation Loan Separation Act (which helps survivors avoid liability for abusers’ portions of consolidated debts).

To make additional, meaningful strides in reducing gender-based violence during this challenging time, we urge Congress and the Biden-Harris Administration to invest in strategies to prevent violence and advance access to safety, justice, and economic stability for survivors while reducing reliance on systems that are not helping all survivors. We must center the needs of historically marginalized survivors by standing up against transphobia, homophobia, racism, sexism, and other forms of discrimination that disproportionately harm them. We must also commit to advancing racial equity, as well as supporting funding and policies to reduce barriers to safety and justice for survivors who face ongoing oppression and discrimination. We call on Congress and the Biden-Harris Administration to take action by:

- ★ **Launching and implementing the Administration’s National Action Plan to End Gender-Based Violence**, to ensure a comprehensive, coordinated, whole-of-government approach to prevent and address gender-based



## REAL STORIES

“As a small organization with severely limited funding and only one part-time staff position, we have great difficulties hiring. Increasing our funding would help with staffing and keep us from falling behind in addressing survivors’ needs.”

– **Guam**  
**advocate**

“It has been very difficult for us to recruit staff, and we have lost several to easier, better-paying jobs. We were unable to accept new clients at one point because we were so short-staffed. Better funding would help us maintain sufficient staffing levels.”

– **Rhode Island**  
**advocate**

violence, including improving agency-wide responses and inter- and intra-agency coordination, and establishing high-level positions and programs within key agencies.

- ★ **Restoring deposits into the Crime Victims Fund (CVF) and increasing Victims of Crime Act (VOCA) appropriations.** The CVF is a non-taxpayer source of funding that supports the annual appropriation of funds via VOCA. VOCA funds nearly 6,500 victim services organizations and sustained VOCA funds are needed to respond to the dangerous lack of available services for victims. The CVF began shrinking considerably in the past few years and, as a result, Congress has decreased annual VOCA appropriations, leading to cuts for local victim service providers. The CVF balance at the beginning of 2023 is dangerously low and could lead to even more drastic cuts for domestic violence programs. Congress and the Administration must act urgently to replenish the CVF or provide supplemental appropriations to VOCA to allow programs to provide lifesaving services.
- ★ **Increasing essential funding for domestic and sexual violence programs in Fiscal Year 2024 appropriations,** with a particular focus on shelter, housing, services, legal assistance, culturally specific programs, and funding for tribes and tribal programs. Specifically, Congress should provide substantially increased investments in VAWA, FVPSA, and the DV/SA set-aside at the U.S. Department of Housing and Urban Development. With increased core funding, programs can invest in specialized services like mental health and substance abuse. Additionally, Congress must invest in a comprehensive prevention strategy through the Domestic Violence Prevention Enhancement and Leadership (DELTA) program that reaches each state, territory, and tribe and ensures that organizations led by and for Communities of Color have fair access to federal resources.
- ★ **Centering the needs of survivors from Communities of Color in all legislation, appropriations, and policymaking;** supporting funding and policies that advance racial equity and reduce barriers to safety and justice for survivors who face past or ongoing oppression and systemic discrimination; and examining systems that disproportionately harm Communities of Color, including the criminal legal system.
- ★ **Reauthorizing and improving the Family Violence Prevention and Services Act (FVPSA)** by bolstering existing funding for programs; increasing funding for culturally specific programs serving Communities of Color; and scaling up prevention strategies to reach every community.
- ★ **Advancing access to safe, affordable housing for survivors** through enhanced legal protections and bolstered access to a full spectrum of service-rich, housing-first focused options, including flexible funding, vouchers, rapid rehousing, transitional housing, temporary housing, and emergency shelter. The Administration must swiftly implement VAWA housing protections and improve access to Emergency Housing Vouchers. Congress and the Administration must increase the capacity of local domestic violence programs to support survivors, and pass legislation that protects tenants



from unfair eviction screening policies that disproportionately affect Women of Color, such as previous evictions, credit history, and criminal background checks.

- ★ **Enacting policies that promote economic justice for survivors**, including federalizing eligibility for unemployment insurance benefits; providing low-barrier direct cash assistance; improving access to Child Tax Credit and Earned Income Tax Credit; and increasing survivors' access to housing, childcare, transportation, legal assistance, and other comprehensive services tailored to their needs.
- ★ **Enacting workplace protections that promote financial security**, including the Healthy Families Act (paid sick and safe leave), the FAMILY Act (paid family medical leave), the Paycheck Fairness Act (equal pay protections), the Raise the Wage Act (increased minimum wage), the PRO Act (union rights), the BE HEARD in the Workplace Act (sexual harassment protections), and the Equality Act (LGBTQ+ protections), among several other pieces of important workplace protections. The substantive protections in these bills should also be considered as part of other legislation where needed to better support survivors.
- ★ **Ensuring reproductive justice and access to reproductive health care for survivors who face reproductive coercion**. Abortion services are essential health care. For domestic violence survivors, abortion access is a matter of safety; all people, including survivors, deserve full control over their lives and decisions, including the ability to safely and freely decide whether or not to become, or stay, pregnant. The Administration must continue to use their powers to increase access to reproductive health care and Congress must pass the Women's Health Protection Act, the EACH Act, or similar legislation.
- ★ **Strengthening survivor-based immigration protections** through legislation, like the WISE Act, and appropriations, by increasing access to U visas; safeguarding abused dependent spouses and children; supporting survivor self-sufficiency; removing vulnerabilities to further victimization; and preventing detention and removal of victims.
- ★ **Closing loopholes in gun laws, implementing existing federal firearms protections, reinstating a federal assault weapons ban, and increasing resources to keep survivors safe from abusers' gun violence**. Federal law provides critical protections to victims and survivors of domestic violence by restricting certain adjudicated abusers' firearm access but must be strengthened to cover all abusive situations, including dating relationships. Additionally, the federal government must fully implement the laws and provide resources for state and community implementation, so abusers cannot evade the restrictions and illegally possess firearms they use to threaten and murder their victims.
- ★ **Expanding and implementing relief funds and policies** to allow communities and local programs to meet the immediate and longer-term needs of survivors and increase access to housing, health, and economic resources for all survivors. This must include robust economic justice and other protections in any future disaster, climate crisis, and public health emergency relief legislation.

Contact your members of Congress and urge them to support these and other necessary resources for programs and survivors. Visit [NNEDV.org/TakeAction](https://nnedv.org/takeaction) to learn more.

If a friend or family member tells you about abuse they have experienced—or are experiencing—listen without judgment. Tell them you are there for them, no matter what. Encourage them to seek services if it is safe for them to do so. You can find a list of resources at [NNEDV.org/GetHelp](https://nnedv.org/gethelp).

## SERVICES PROVIDED

Table 11: Services Provided by Local Programs	% of Programs Providing Service on 9/7/22	% of Programs Offering Service throughout Past 12 Months	% of Programs that Reduced or Eliminated Service in Past 12 Months Due to...	
			Staffing/ Funding	COVID-19
Emergency Shelter	70%	80%	6%	13%
Children's Support or Advocacy	53%	78%	5%	5%
Court Accompaniment or Legal Advocacy	53%	87%	5%	7%
Support/Advocacy Related to Housing/Landlord	52%	88%	4%	3%
Transportation	50%	87%	7%	8%
Support/Advocacy Related to Mental Health	45%	85%	3%	3%
Therapy/Counseling for Adults	41%	67%	6%	4%
Transitional or Other Housing (run by DV program)	40%	50%	5%	3%
Support/Advocacy Related to Public Benefits/TANF/Welfare	43%	83%	2%	3%
Bilingual Advocacy	34%	65%	4%	2%
Support/Advocacy Related to Child Welfare/Protective Services	28%	80%	2%	2%
Support/Advocacy to Older/Elder Victims of Abuse	28%	81%	2%	2%
Prevention and/or Educational Programs	27%	71%	6%	7%
Support/Advocacy Related to Substance Abuse	25%	73%	2%	2%
Therapy/Counseling for Children or Youth	25%	54%	6%	3%
Support/Advocacy Related to Health Care or Health Care Systems	24%	73%	2%	2%
Support/Advocacy to Teen/Young Adult Victims of Dating Abuse	24%	78%	4%	4%
Support/Advocacy for LGBTQ+ Victims of Abuse	23%	83%	2%	2%
Hotel/Motel Stay	22%	70%	8%	4%
Support/Advocacy Related to Immigration	22%	72%	2%	2%
Financial Literacy/Budgeting	20%	67%	3%	2%
Support/Advocacy Related to Technology Use	19%	69%	1%	1%
Culturally Specific Services to Latino/Latina/Latinx Survivors	18%	38%	2%	1%
Job Training/Employment Assistance	18%	57%	2%	2%
Support/Advocacy Related to Disability Issues	18%	67%	2%	2%
Support/Advocacy to Victims of Trafficking	18%	71%	2%	2%
Childcare/Daycare	17%	43%	5%	5%
Culturally Specific Services to Immigrant Survivors	16%	37%	2%	1%
Legal Representation by an Attorney	15%	33%	4%	2%
3 <sup>rd</sup> Party Translation/Interpretation Services	14%	64%	2%	1%
Culturally Specific Services to Black/African American Survivors	10%	30%	1%	1%
Support/Advocacy for Active Duty or Veteran Victims in U.S. Armed Forces	7%	51%	1%	1%
Culturally Specific Services to Asian/Pacific Islander Survivors	6%	23%	1%	1%
Safe Exchange/Visitation	6%	23%	3%	1%
Culturally Specific Services to Native American Survivors	5%	24%	1%	1%
Alternatives to the Criminal Legal System (Transformative, Restorative Justice)	4%	20%	1%	1%
HIV/AIDS Information and/or Support	3%	33%	1%	1%
Onsite Medical Services	3%	11%	1%	1%
Matched Savings Programs and/or Microloans	1%	11%	1%	0%



## SUMMARY DATA

State or Territory	Response Rate <sup>5</sup>	Adults Served	Children Served	Total People Served	Unmet Requests for Services	Hotline Contacts Received	People Educated	People Served in Shelter	People Served in Transitional or Other Housing	People Served in Hotels or Motels	People Served in Non-Residential Supportive Services
AK	100%	359	153	512	22	211	15	231	98	11	172
AL	100%	574	512	1086	12	186	348	205	339	1	541
AR	72%	257	127	384	60	104	24	228	33	2	121
AZ	85%	908	577	1485	285	313	38	539	268	19	659
CA	72%	2886	1733	4619	1030	1178	704	928	1480	156	2055
CO	61%	893	463	1356	187	451	289	371	262	38	685
CT	100%	915	327	1242	27	358	75	215	255	59	713
DC	95%	690	263	953	41	182	48	62	456	8	427
DE	100%	145	123	268	62	76	18	70	32	11	155
FL	59%	1358	725	2083	23	300	121	925	382	25	751
GA	96%	1610	1495	3105	329	691	578	792	660	68	1585
GU	100%	27	51	78	4	21	0	41	35	0	2
HI	88%	425	422	847	51	118	5	128	187	1	531
IA	100%	603	422	1025	57	427	131	224	366	43	392
ID	83%	406	209	615	232	220	42	157	147	21	290
IL	86%	1822	804	2626	589	975	199	480	721	86	1339
IN	97%	1080	709	1789	116	509	982	551	646	34	558
KS	100%	549	357	906	55	271	102	244	168	31	463
KY	100%	735	465	1200	112	216	26	387	359	26	428
LA	100%	606	485	1091	173	309	64	143	497	4	447
MA	94%	1315	553	1868	452	393	76	331	393	32	1112
MD	100%	655	354	1009	334	212	53	234	234	72	469
ME	100%	460	139	599	26	107	0	83	165	15	336
MI	87%	1962	1324	3286	547	839	352	893	1169	38	1186
MN	65%	1489	807	2296	501	701	214	516	294	8	1478
MO	100%	1290	807	2097	496	454	129	787	580	100	630
MP	100%	27	21	48	0	1	0	4	44	0	0
MS	100%	196	137	333	47	111	44	126	108	4	95
MT	80%	285	220	505	49	157	0	173	137	21	174
NC	76%	943	460	1403	465	546	276	569	85	45	704
ND	95%	223	81	304	64	98	84	68	46	4	186

State or Territory	Response Rate <sup>5</sup>	Adults Served	Children Served	Total People Served	Unmet Requests for Services	Hotline Contacts Received	People Educated	People Served in Shelter	People Served in Transitional or Other Housing	People Served in Hotels or Motels	People Served in Non-Residential Supportive Services
NE	95%	310	213	523	44	182	166	111	132	35	245
NH	100%	221	119	340	13	150	99	60	116	4	160
NJ	88%	1169	749	1918	316	727	314	301	216	657	744
NM	73%	327	266	593	16	125	35	223	169	17	184
NV	72%	401	170	571	33	117	251	154	103	34	280
NY	91%	5411	3746	9157	951	1572	397	2884	2715	74	3484
OH	100%	1955	1019	2974	267	658	218	763	748	52	1411
OK	48%	441	212	653	604	114	60	283	94	13	263
OR	67%	975	706	1681	234	489	13	277	555	82	767
PA	97%	2024	1006	3030	386	840	860	686	787	103	1454
PR	70%	230	170	400	5	38	9	66	165	0	169
RI	100%	577	204	781	49	92	4	82	332	2	365
SC	92%	290	187	477	51	113	92	98	157	40	182
SD	57%	161	85	246	7	108	0	134	46	0	66
TN	90%	694	328	1022	139	311	343	405	163	3	451
TX	92%	3970	2966	6936	1827	1603	1159	1997	2315	148	2476
UT	87%	417	356	773	170	442	221	275	277	20	201
VA	76%	864	696	1560	189	581	265	615	264	134	547
VI	100%	31	16	47	5	52	9	13	11	3	20
VT	77%	127	64	191	6	55	2	88	16	39	48
WA	67%	985	789	1774	574	516	61	348	606	62	758
WI	83%	1304	634	1938	319	825	199	575	219	27	1117
WV	100%	327	151	478	8	151	0	135	80	4	259
WY	92%	159	95	254	31	151	68	71	57	8	118
<b>TOTAL</b>	<b>84%</b>	<b>49,063</b>	<b>30,272</b>	<b>79,335</b>	<b>12,692</b>	<b>20,747</b>	<b>9,882</b>	<b>21,349</b>	<b>20,989</b>	<b>2,544</b>	<b>34,453</b>

✂ From a West Virginia advocate: “Domestic violence organizations are crucial. We need effective funding and pay to keep assisting people in need. Our organization matters, and so do the people we help every day.”


<sup>5</sup> The response rate refers to the percentage of identified primary purpose local domestic violence programs in the state or territory that participated in the 17<sup>th</sup> Annual Domestic Violence Counts Survey.

“

“After leaving our shelter, one survivor told us: ‘I was in a dark place when I arrived, but I’m living in the light from here on out. You helped me get here. I have learned to value myself, love myself, and show myself grace. I practice self-care and I no longer apologize for setting boundaries. Words are not enough to express my gratitude.’”

– TEXAS ADVOCATE

”



**NNEDV**  
NATIONAL NETWORK  
TO END DOMESTIC  
VIOLENCE

National Network to End Domestic Violence  
1325 Massachusetts Avenue, 7<sup>th</sup> Floor, Washington, DC 20005  
(202) 543-5566  
NNEDV.org/DVCounts  
DVCounts@NNEDV.org

© 2023 National Network to End Domestic Violence, Inc.

*The 17<sup>th</sup> Annual Domestic Violence  
Counts Report is made possible by:*

**amazon** ring

 **element74**  
Creators of **vela**

 **Allstate**  
Foundation