

'10 Domestic Violence Counts Alaska Summary

On September 15, 2010, 18 out of 18, or 100%, of identified local domestic violence programs in Alaska participated in the 2010 National Census of Domestic Violence Services.

467 Victims Served in One Day

307 domestic violence victims found refuge in emergency shelters or transitional housing provided by local domestic violence programs.

160 adults and children received non-residential assistance and services, including individual counseling, legal advocacy, and children's support groups.

This chart shows the percentage of programs that provided the following services on the Census Day.

Services Provided by Local Programs:	Sept. 15
Individual Support or Advocacy	94%
Emergency Shelter (including hotels/safe houses)	72%
Transportation	67%
Children's Support or Advocacy	56%
Court/Legal Accompaniment/Advocacy	56%
Advocacy Related to Substance Abuse	44%
Rural Outreach	44%
Advocacy Related to Mental Health	39%

80 Hotline Calls Answered

Domestic violence hotlines are a lifeline for victims in danger, providing support, information, safety planning, and resources. In the 24-hour survey period, domestic violence programs answered more than 3 hotline calls every hour.

41 Unmet Requests for Services

Many programs reported a critical shortage of funds and staff to assist victims in need of services, such as emergency shelter, housing, transportation, childcare, and legal representation. Of these unmet requests, 38 (93%) were from victims seeking emergency shelter or transitional housing.


Programs were unable to provide services for many reasons:

- 17% reported no available beds or funding for hotels.
- 11% reported not enough staff.
- 6% reported not enough funding for needed programs and services.

67% of Programs Reported Higher Demand for Services

As communities continue to experience job loss and decreased community resources, 67% of programs reported a rise in demand for services, while at the same time 28% of programs reported a decrease in funding.

"A past program participant came by the shelter to tell us how well she is doing now. She has a great job and her own apartment, and her children are actively involved in extra-curricular activities. It's so inspiring for us to see her with such a great outlook."



'10

Domestic Violence Counts Alabama Summary

On September 15, 2010, 18 out of 18, or 100%, of identified local domestic violence programs in Alabama participated in the 2010 National Census of Domestic Violence Services.

840 Victims Served in One Day

335 domestic violence victims found refuge in emergency shelters or transitional housing provided by local domestic violence programs.

505 adults and children received non-residential assistance and services, including individual counseling, legal advocacy, and children's support groups.

This chart shows the percentage of programs that provided the following services on the Census Day.

Services Provided by Local Programs:	Sept. 15
Emergency Shelter (including hotels/safe houses)	100%
Individual Support or Advocacy	94%
Children's Support or Advocacy	61%
Court/Legal Accompaniment/Advocacy	61%
Rural Outreach	56%
Transitional Housing	33%
Financial Skills/Budgeting	33%
Job Training/Employment Assistance	33%

285 Hotline Calls Answered

Domestic violence hotlines are a lifeline for victims in danger, providing support, information, safety planning, and resources. In the 24-hour survey period, domestic violence programs answered more than 12 hotline calls every hour.

97 Unmet Requests for Services

Many programs reported a critical shortage of funds and staff to assist victims in need of services, such as emergency shelter, housing, transportation, childcare, and legal representation. Of these unmet requests, 85 (88%) were from victims seeking emergency shelter or transitional housing.


Programs were unable to provide services for many reasons:

- 44% reported not enough funding for needed programs and services.
- 39% reported not enough specialized services.
- 33% reported not enough staff.
- 17% reported limited funding for translators, bilingual staff, or accessible equipment.
- 11% reported no available beds or funding for hotels.

72% of Programs Reported Higher Demand for Services

As communities continue to experience job loss and decreased community resources, 72% of programs reported a rise in demand for services, while at the same time 56% of programs reported a decrease in funding.

"Today, we were able to help many people—a shelter resident whose abuser was trying to access hospital records of their child (whom he'd assaulted), a teenage victim who had been forced into prostitution by her boyfriend, and an 84-year-old man whose wife was abusing him."



NATIONAL NETWORK
TO END DOMESTIC
VIOLENCE

2010 Domestic Violence Counts: A 24-Hour Census of Domestic Violence Shelters and Services

'10

Domestic Violence Counts Arkansas Summary

On September 15, 2010, 34 out of 36, or 94%, of identified local domestic violence programs in Arkansas participated in the 2010 National Census of Domestic Violence Services. The following figures represent the information provided by 34 participating programs about services provided during the 24-hour survey period.

454 Victims Served in One Day

310 domestic violence victims found refuge in emergency shelters or transitional housing provided by local domestic violence programs.

144 adults and children received non-residential assistance and services, including individual counseling, legal advocacy, and children's support groups.

This chart shows the percentage of programs that provided the following services on the Census Day.

Services Provided by Local Programs:	Sept. 15
Individual Support or Advocacy	88%
Emergency Shelter (including hotels/safe houses)	82%
Group Support or Advocacy	47%
Children's Support or Advocacy	44%
Court/Legal Accompaniment/Advocacy	41%
Advocacy Related to Mental Health	32%
Transitional Housing	21%
Advocacy Related to Substance Abuse	18%

183 Hotline Calls Answered

Domestic violence hotlines are a lifeline for victims in danger, providing support, information, safety planning, and resources. In the 24-hour survey period, domestic violence programs answered more than 8 hotline calls every hour.

100 Unmet Requests for Services

Many programs reported a critical shortage of funds and staff to assist victims in need of services, such as emergency shelter, housing, transportation, childcare, and legal representation. Of these unmet requests, 40 (40%) were from victims seeking emergency shelter or transitional housing.


Programs were unable to provide services for many reasons:

- 38% reported not enough funding for needed programs and services.
- 24% reported not enough staff.
- 18% reported no available beds or funding for hotels.
- 15% reported not enough specialized services.
- 12% reported limited funding for translators, bilingual staff, or accessible equipment.

82% of Programs Reported Higher Demand for Services

As communities continue to experience job loss and decreased community resources, 82% of programs reported a rise in demand for services, while at the same time 47% of programs reported a decrease in funding.

"We were able to provide legal advocacy and emergency shelter to a victim who had attempted suicide because she believed that suicide was the only way she could end the abuse."



NATIONAL NETWORK
TO END DOMESTIC
VIOLENCE

2010 Domestic Violence Counts: A 24-Hour Census of Domestic Violence Shelters and Services

'10

Domestic Violence Counts Arizona Summary

On September 15, 2010, 35 out of 39, or 90%, of identified local domestic violence programs in Arizona participated in the 2010 National Census of Domestic Violence Services. The following figures represent the information provided by 35 participating programs about services provided during the 24-hour survey period.

1,622 Victims Served in One Day

1,180 domestic violence victims found refuge in emergency shelters or transitional housing provided by local domestic violence programs.

442 adults and children received non-residential assistance and services, including individual counseling, legal advocacy, and children's support groups.

This chart shows the percentage of programs that provided the following services on the Census Day.

Services Provided by Local Programs:	Sept. 15
Emergency Shelter (including hotels/safe houses)	89%
Transportation	71%
Transitional Housing	54%
Court/Legal Accompaniment/Advocacy	37%
Advocacy Related to Mental Health	29%
Childcare/Daycare	23%
Advocacy Related to Immigration	23%
Advocacy/Support to Teen Victims of Dating Violence	9%

336 Hotline Calls Answered

Domestic violence hotlines are a lifeline for victims in danger, providing support, information, safety planning, and resources. In the 24-hour survey period, domestic violence programs answered more than 14 hotline calls every hour.

131 Unmet Requests for Services

Many programs reported a critical shortage of funds and staff to assist victims in need of services, such as emergency shelter, housing, transportation, childcare, and legal representation. Of these unmet requests, 105 (80%) were from victims seeking emergency shelter or transitional housing.


Programs were unable to provide services for many reasons:

- 43% reported not enough funding for needed programs and services.
- 40% reported not enough staff.
- 34% reported no available beds or funding for hotels.
- 23% reported not enough specialized services.
- 6% reported limited funding for translators, bilingual staff, or accessible equipment.

83% of Programs Reported Higher Demand for Services

As communities continue to experience job loss and decreased community resources, 83% of programs reported a rise in demand for services, while at the same time 33% of programs reported a decrease in funding.

"Before coming to shelter, a survivor, with her child, had been abandoned in the woods by her abuser. He took their other child and fled to Mexico, taking her passport with him. Our legal advocate was able to help her replace her passport and begin custody proceedings."



NATIONAL NETWORK
TO END DOMESTIC
VIOLENCE

2010 Domestic Violence Counts: A 24-Hour Census of Domestic Violence Shelters and Services

'10

Domestic Violence Counts California Summary

On September 15, 2010, 97 out of 106, or 92%, of identified local domestic violence programs in California participated in the 2010 National Census of Domestic Violence Services. The following figures represent the information provided by 97 participating programs about services provided during the 24-hour survey period.

5,261 Victims Served in One Day

2,889 domestic violence victims found refuge in emergency shelters or transitional housing provided by local domestic violence programs.

2,372 adults and children received non-residential assistance and services, including individual counseling, legal advocacy, and children's support groups.

This chart shows the percentage of programs that provided the following services on the Census Day.

Services Provided by Local Programs:	Sept. 15
Emergency Shelter (including hotels/safe houses)	87%
Bilingual Advocacy (services by a bilingual advocate)	62%
Advocacy Related to Public Benefits/TANF/Welfare	49%
Court/Legal Accompaniment/Advocacy	42%
Childcare/Daycare	37%
Advocacy Related to Mental Health	37%
Advocacy Related to Housing Office/Landlord	33%
Advocacy/Support to Teen Victims of Dating Violence	16%

1,357 Hotline Calls Answered

Domestic violence hotlines are a lifeline for victims in danger, providing support, information, safety planning, and resources. In the 24-hour survey period, domestic violence programs answered more than 57 hotline calls every hour.

614 Unmet Requests for Services

Many programs reported a critical shortage of funds and staff to assist victims in need of services, such as emergency shelter, housing, transportation, childcare, and legal representation. Of these unmet requests, 310 (50%) were from victims seeking emergency shelter or transitional housing.


Programs were unable to provide services for many reasons:

- 47% reported not enough funding for needed programs and services.
- 45% reported not enough staff.
- 26% reported not enough specialized services.
- 22% reported no available beds or funding for hotels.
- 12% reported limited funding for translators, bilingual staff, or accessible equipment.

84% of Programs Reported Higher Demand for Services

As communities continue to experience job loss and decreased community resources, 84% of programs reported a rise in demand for services, while at the same time 88% of programs reported a decrease in funding.

"We've been working with a woman who has come a long way, recovering from the abuse she experienced. She's now able to express emotions in a way that she couldn't before, such as hugging her son every day and telling him that she loves him. She also created an art piece to give to her ailing father to provide him with encouragement and reminders of her love."



NATIONAL NETWORK
TO END DOMESTIC
VIOLENCE

2010 Domestic Violence Counts: A 24-Hour Census of Domestic Violence Shelters and Services

'10

Domestic Violence Counts Colorado Summary

On September 15, 2010, 44 out of 45, or 98%, of identified local domestic violence programs in Colorado participated in the 2010 National Census of Domestic Violence Services. The following figures represent the information provided by 44 participating programs about services provided during the 24-hour survey period.

1,198 Victims Served in One Day

610 domestic violence victims found refuge in emergency shelters or transitional housing provided by local domestic violence programs.

588 adults and children received non-residential assistance and services, including individual counseling, legal advocacy, and children's support groups.

This chart shows the percentage of programs that provided the following services on the Census Day.

Services Provided by Local Programs:	Sept. 15
Emergency Shelter (including hotels/safe houses)	64%
Court/Legal Accompaniment/Advocacy	52%
Children's Support or Advocacy	50%
Bilingual Advocacy (services by a bilingual advocate)	48%
Advocacy Related to Public Benefits/TANF/Welfare	45%
Transitional Housing	30%
Transportation	30%
Advocacy/Support to Teen Victims of Dating Violence	20%

540 Hotline Calls Answered

Domestic violence hotlines are a lifeline for victims in danger, providing support, information, safety planning, and resources. In the 24-hour survey period, domestic violence programs answered more than 23 hotline calls every hour.

210 Unmet Requests for Services

Many programs reported a critical shortage of funds and staff to assist victims in need of services, such as emergency shelter, housing, transportation, childcare, and legal representation. Of these unmet requests, 146 (70%) were from victims seeking emergency shelter or transitional housing.


Programs were unable to provide services for many reasons:

- 39% reported not enough funding for needed programs and services.
- 23% reported no available beds or funding for hotels.
- 18% reported not enough specialized services.
- 16% reported not enough staff.
- 5% reported limited funding for translators, bilingual staff, or accessible equipment.

260 Educated in Prevention and Education Trainings

On the survey day, 260 individuals in communities across Colorado attended 19 trainings sessions provided by local domestic violence programs, gaining much needed information on domestic violence prevention and early intervention.

"We've been working with multiple families to keep them safe from a man who had been stalking them. After he was released on bond, he threatened to kill the families as well as himself before he disappeared. During the survey day, he was found and arrested."



NATIONAL NETWORK
TO END DOMESTIC
VIOLENCE

2010 Domestic Violence Counts: A 24-Hour Census of Domestic Violence Shelters and Services

'10

Domestic Violence Counts Connecticut Summary

On September 15, 2010, 15 out of 16, or 94%, of identified local domestic violence programs in Connecticut participated in the 2010 National Census of Domestic Violence Services. The following figures represent the information provided by 15 participating programs about services provided during the 24-hour survey period.

1,125 Victims Served in One Day

294 domestic violence victims found refuge in emergency shelters or transitional housing provided by local domestic violence programs.

831 adults and children received non-residential assistance and services, including individual counseling, legal advocacy, and children's support groups.

This chart shows the percentage of programs that provided the following services on the Census Day.

Services Provided by Local Programs:	Sept. 15
Emergency Shelter (including hotels/safe houses)	87%
Court/Legal Accompaniment/Advocacy	87%
Children's Support or Advocacy	73%
Advocacy Related to Housing Office/Landlord	67%
Translation/Interpretation Services (3rd party translator with advocate)	53%
Advocacy/Support to Teen Victims of Dating Violence	47%
Advocacy Related to Disability Issues	33%
Advocacy Related to Technology Use (e.g., cyberstalking)	13%

203 Hotline Calls Answered

Domestic violence hotlines are a lifeline for victims in danger, providing support, information, safety planning, and resources. In the 24-hour survey period, domestic violence programs answered more than 8 hotline calls every hour.

47 Unmet Requests for Services

Many programs reported a critical shortage of funds and staff to assist victims in need of services, such as emergency shelter, housing, transportation, childcare, and legal representation. Of these unmet requests, 35 (74%) were from victims seeking emergency shelter or transitional housing.

Programs were unable to provide services for many reasons:


- 53% reported no available beds or funding for hotels.
- 33% reported not enough staff.
- 27% reported not enough funding for needed programs and services.
- 20% reported not enough specialized services.
- 20% reported limited funding for translators, bilingual staff, or accessible equipment.

93% of Programs Reported Higher Demand for Services

As communities continue to experience job loss and decreased community resources, 93% of programs reported a rise in demand for services, while at the same time 73% of programs reported a decrease in funding.

"We helped two women get protection orders today. We also helped one of them change her locks, registered her protective order with police, and referred her to our counseling services."

"Through a private donation, we were able to help a survivor repaint her car to a less noticeable color and change the vehicle registration to help prevent her abuser from finding her."



NATIONAL NETWORK
TO END DOMESTIC
VIOLENCE

'10

Domestic Violence Counts District of Columbia Summary

On September 15, 2010, 11 out of 11, or 100%, of identified local domestic violence programs in District of Columbia participated in the 2010 National Census of Domestic Violence Services.

407 Victims Served in One Day

257 domestic violence victims found refuge in emergency shelters or transitional housing provided by local domestic violence programs.

150 adults and children received non-residential assistance and services, including individual counseling, legal advocacy, and children's support groups.

This chart shows the percentage of programs that provided the following services on the Census Day.

Services Provided by Local Programs:	Sept. 15
Individual Support or Advocacy	73%
Court/Legal Accompaniment/Advocacy	45%
Financial Skills/Budgeting	36%
Transitional Housing	27%
Advocacy/Support to Teen Victims of Dating Violence	27%
Advocacy Related to Child Welfare/Protective Services	27%
Advocacy Related to Immigration	27%
Bilingual Advocacy (services by a bilingual advocate)	27%

42 Hotline Calls Answered

Domestic violence hotlines are a lifeline for victims in danger, providing support, information, safety planning, and resources. In the 24-hour survey period, domestic violence programs answered more than 2 hotline calls every hour.

37 Unmet Requests for Services

Many programs reported a critical shortage of funds and staff to assist victims in need of services, such as emergency shelter, housing, transportation, childcare, and legal representation. Of these unmet requests, 29 (78%) were from victims seeking emergency shelter or transitional housing.


Programs were unable to provide services for many reasons:

- 82% reported not enough funding for needed programs and services.
- 64% reported not enough staff.
- 27% reported no available beds or funding for hotels.
- 18% reported not enough specialized services.
- 18% reported limited funding for translators, bilingual staff, or accessible equipment.

91% of Programs Reported Higher Demand for Services

As communities continue to experience job loss and decreased community resources, 91% of programs reported a rise in demand for services, while at the same time 73% of programs reported a decrease in funding.

"Because she could not afford an attorney during her divorce, a survivor we worked with did not receive any alimony or child support, leaving her with no money for food or shelter for herself or her children."



NATIONAL NETWORK
TO END DOMESTIC
VIOLENCE

2010 Domestic Violence Counts: A 24-Hour Census of Domestic Violence Shelters and Services

'10 Domestic Violence Counts Delaware Summary

On September 15, 2010, 7 out of 7, or 100%, of identified local domestic violence programs in Delaware participated in the 2010 National Census of Domestic Violence Services.

223 Victims Served in One Day

108 domestic violence victims found refuge in emergency shelters or transitional housing provided by local domestic violence programs.

115 adults and children received non-residential assistance and services, including individual counseling, legal advocacy, and children's support groups.

This chart shows the percentage of programs that provided the following services on the Census Day.

Services Provided by Local Programs:	Sept. 15
Individual Support or Advocacy	86%
Bilingual Advocacy (services by a bilingual advocate)	57%
Emergency Shelter (including hotels/safe houses)	43%
Job Training/Employment Assistance	43%
Legal Representation by an Attorney	29%
Advocacy Related to Child Welfare/Protective Services	14%
Advocacy/Support to Teen Victims of Dating Violence	14%
Group Support or Advocacy	14%

7 Hotline Calls Answered

Domestic violence hotlines are a lifeline for victims in danger, providing support, information, safety planning, and resources.

10 Unmet Requests for Services

Many programs reported a critical shortage of funds and staff to assist victims in need of services, such as emergency shelter, housing, transportation, childcare, and legal representation. Of these unmet requests, 3 (30%) were from victims seeking emergency shelter or transitional housing.


Programs were unable to provide services for many reasons:

- 14% reported not enough funding for needed programs and services.
- 14% reported not enough staff.
- 14% reported no available beds or funding for hotels.

57% of Programs Reported Higher Demand for Services

As communities continue to experience job loss and decreased community resources, 57% of programs reported a rise in demand for services, while at the same time 71% of programs reported a decrease in funding.

"We provided crisis counseling for a mother who was concerned about her daughter who has a disability and is being abused by the person she is dating."



'10

Domestic Violence Counts Florida Summary

On September 15, 2010, 42 out of 42, or 100%, of identified local domestic violence programs in Florida participated in the 2010 National Census of Domestic Violence Services.

3,353 Victims Served in One Day

2,057 domestic violence victims found refuge in emergency shelters or transitional housing provided by local domestic violence programs.

1,296 adults and children received non-residential assistance and services, including individual counseling, legal advocacy, and children's support groups.

This chart shows the percentage of programs that provided the following services on the Census Day.

Services Provided by Local Programs:	Sept. 15
Emergency Shelter (including hotels/safe houses)	98%
Individual Support or Advocacy	98%
Children's Support or Advocacy	76%
Group Support or Advocacy	71%
Transportation	67%
Advocacy Related to Public Benefits/TANF/Welfare	67%
Court/Legal Accompaniment/Advocacy	62%
Bilingual Advocacy (services by a bilingual advocate)	60%

719 Hotline Calls Answered

Domestic violence hotlines are a lifeline for victims in danger, providing support, information, safety planning, and resources. In the 24-hour survey period, domestic violence programs answered more than 30 hotline calls every hour.

182 Unmet Requests for Services

Many programs reported a critical shortage of funds and staff to assist victims in need of services, such as emergency shelter, housing, transportation, childcare, and legal representation. Of these unmet requests, 90 (49%) were from victims seeking emergency shelter or transitional housing.


Programs were unable to provide services for many reasons:

- 48% reported not enough funding for needed programs and services.
- 40% reported not enough staff.
- 31% reported not enough specialized services.
- 21% reported no available beds or funding for hotels.

83% of Programs Reported Higher Demand for Services

As communities continue to experience job loss and decreased community resources, 83% of programs reported a rise in demand for services, while at the same time 83% of programs reported a decrease in funding.

"A survivor and her children happily reunited with their dog and two cats after they were relocated to a safe place. The pets had been at a donated kennel stay with free medical care. The kids are thrilled to be reunited with their pets."



NATIONAL NETWORK
TO END DOMESTIC
VIOLENCE

2010 Domestic Violence Counts: A 24-Hour Census of Domestic Violence Shelters and Services

'10 Domestic Violence Counts Georgia Summary

On September 15, 2010, 46 out of 52, or 88%, of identified local domestic violence programs in Georgia participated in the 2010 National Census of Domestic Violence Services. The following figures represent the information provided by 46 participating programs about services provided during the 24-hour survey period.

2,085 Victims Served in One Day

1,112 domestic violence victims found refuge in emergency shelters or transitional housing provided by local domestic violence programs.

973 adults and children received non-residential assistance and services, including individual counseling, legal advocacy, and children's support groups.

This chart shows the percentage of programs that provided the following services on the Census Day.

Services Provided by Local Programs:	Sept. 15
Transportation	72%
Children's Support or Advocacy	61%
Advocacy Related to Public Benefits/TANF/Welfare	57%
Court/Legal Accompaniment/Advocacy	48%
Group Support or Advocacy	48%
Transitional Housing	33%
Bilingual Advocacy (services by a bilingual advocate)	28%
Advocacy/Support to Teen Victims of Dating Violence	9%

472 Hotline Calls Answered

Domestic violence hotlines are a lifeline for victims in danger, providing support, information, safety planning, and resources. In the 24-hour survey period, domestic violence programs answered more than 20 hotline calls every hour.

432 Unmet Requests for Services

Many programs reported a critical shortage of funds and staff to assist victims in need of services, such as emergency shelter, housing, transportation, childcare, and legal representation. Of these unmet requests, 221 (51%) were from victims seeking emergency shelter or transitional housing.


Programs were unable to provide services for many reasons:

- 46% reported not enough funding for needed programs and services.
- 26% reported no available beds or funding for hotels.
- 20% reported not enough staff.
- 17% reported not enough specialized services.
- 17% reported limited funding for translators, bilingual staff, or accessible equipment.

87% of Programs Reported Higher Demand for Services

As communities continue to experience job loss and decreased community resources, 87% of programs reported a rise in demand for services, while at the same time 83% of programs reported a decrease in funding.

"Our staff does whatever it takes to help victims live a life free from fear of violence. They work on weekends to take survivors to their jobs and pick up donated meals so the residents have warm food on the table. They continue working after hours so they can have time to meet with survivors to help them find stability as quickly as possible."



'10

Domestic Violence Counts Guam Summary

On September 15, 2010, 3 out of 3, or 100%, of identified local domestic violence programs in Guam participated in the 2010 National Census of Domestic Violence Services. The following figures represent the information provided by 46 participating programs about services provided during the 24-hour survey period.

28 Victims Served in One Day

28 domestic violence victims found refuge in emergency shelters or transitional housing provided by local domestic violence programs.

This chart shows the percentage of programs that provided the following services on the Census Day.

Services Provided by Local Programs:	Sept. 15
Emergency Shelter (including hotels/safe houses)	50%
Transitional Housing	50%
Individual Support or Advocacy	33%
Transportation	33%

3 Hotline Calls Answered

Domestic violence hotlines are a lifeline for victims in danger, providing support, information, safety planning, and resources.

2 Jobs Lost

Without adequate staffing, programs struggle to provide help and advocacy to survivors. In 2010, programs reported letting go or not replacing staff in 2 positions because of a lack of funding.

100% of Programs Reported Increases in Demand for Services


As communities continue to experience job loss and decreased community resources, 100% of programs reported a rise in demand for services, while at the same time 67% of programs reported a decrease in funding.

1 Unmet Requests for Services

Many programs reported a critical shortage of funds and staff to assist victims in need of services, such as emergency shelter, housing, transportation, childcare, and legal representation.

In addition to not enough beds or money for hotel and limited staffing, programs indicated that limited funding for programs and services, a lack of specialized services, and limited accessibility, such as translators, bilingual staff, or accessible equipment for people who have disabilities were reasons they couldn't meet requests for services.

At times there are service gaps for women and children who have had to flee their homes because of domestic violence. For some women, upon exit from shelter they are left with no place to go and cannot afford accommodations on their own. Women and families who do not qualify for the transitional housing program require our assistance. In addition, the lack of adequate or reliable public transportation also impacts survivor's access to other services.



NATIONAL NETWORK
TO END DOMESTIC
VIOLENCE

2010 Domestic Violence Counts: A 24-Hour Census of Domestic Violence Shelters and Services

'10 Domestic Violence Counts Hawaii Summary

On September 15, 2010, 16 out of 16, or 100%, of identified local domestic violence programs in Hawaii participated in the 2010 National Census of Domestic Violence Services.

525 Victims Served in One Day

253 domestic violence victims found refuge in emergency shelters or transitional housing provided by local domestic violence programs.

272 adults and children received non-residential assistance and services, including individual counseling, legal advocacy, and children's support groups.

This chart shows the percentage of programs that provided the following services on the Census Day.

Services Provided by Local Programs:	Sept. 15
Individual Support or Advocacy	81%
Emergency Shelter (including hotels/safe houses)	56%
Children's Support or Advocacy	50%
Court/Legal Accompaniment/Advocacy	31%
Transitional Housing	31%
Advocacy Related to Mental Health	19%
Bilingual Advocacy (services by a bilingual advocate)	19%
Legal Representation by an Attorney	6%

65 Hotline Calls Answered

Domestic violence hotlines are a lifeline for victims in danger, providing support, information, safety planning, and resources. In the 24-hour survey period, domestic violence programs answered more than 3 hotline calls every hour.

95 Unmet Requests for Services

Many programs reported a critical shortage of funds and staff to assist victims in need of services, such as emergency shelter, housing, transportation, childcare, and legal representation. Of these unmet requests, 5 (5%) were from victims seeking emergency shelter or transitional housing.


Programs were unable to provide services for many reasons:

- 56% reported not enough funding for needed programs and services.
- 44% reported not enough staff.
- 6% reported limited funding for translators, bilingual staff, or accessible equipment.

75% of Programs Reported Higher Demand for Services

As communities continue to experience job loss and decreased community resources, 75% of programs reported a rise in demand for services, while at the same time 94% of programs reported a decrease in funding.

"Our Family Court Judge met with us in chambers to have an open discussion about the court process and how we can improve our services to victims."



'10 Domestic Violence Counts Iowa Summary

On September 15, 2010, 27 out of 27, or 100%, of identified local domestic violence programs in Iowa participated in the 2010 National Census of Domestic Violence Services.

1,002 Victims Served in One Day

524 domestic violence victims found refuge in emergency shelters or transitional housing provided by local domestic violence programs.

478 adults and children received non-residential assistance and services, including individual counseling, legal advocacy, and children's support groups.

This chart shows the percentage of programs that provided the following services on the Census Day.

Services Provided by Local Programs:	Sept. 15
Individual Support or Advocacy	89%
Emergency Shelter (including hotels/safe houses)	78%
Court/Legal Accompaniment/Advocacy	67%
Transportation	63%
Rural Outreach	59%
Bilingual Advocacy (services by a bilingual advocate)	48%
Advocacy Related to Housing Office/Landlord	37%
Translation/Interpretation Services (3rd party translator)	37%
Financial Skills/Budgeting	33%

382 Hotline Calls Answered

Domestic violence hotlines are a lifeline for victims in danger, providing support, information, safety planning, and resources. In the 24-hour survey period, domestic violence programs answered more than 15 hotline calls every hour.

119 Unmet Requests for Services

Many programs reported a critical shortage of funds and staff to assist victims in need of services, such as emergency shelter, housing, transportation, childcare, and legal representation. Of these unmet requests, 81 (68%) were from victims seeking emergency shelter or transitional housing.


Programs were unable to provide services for many reasons:

- 37% reported not enough staff.
- 33% reported not enough funding for needed programs and services.
- 19% reported no available beds or funding for hotels.
- 7% reported not enough specialized services.
- 7% reported limited funding for translators, bilingual staff, or accessible equipment.

96% of Programs Reported Higher Demand for Services

As communities continue to experience job loss and decreased community resources, 96% of programs reported a rise in demand for services, while at the same time 85% of programs reported a decrease in funding.

"A survivor and her son were homeless because of domestic violence. After repeated failed attempts to obtain housing, we were able to connect them with housing assistance and now they have a home. They were so excited to have move-in expenses paid ahead of time and to have newly donated household items to take to their new home."



'10 Domestic Violence Counts Idaho Summary

On September 15, 2010, 27 out of 27, or 100%, of identified local domestic violence programs in Idaho participated in the 2010 National Census of Domestic Violence Services.

517 Victims Served in One Day

175 domestic violence victims found refuge in emergency shelters or transitional housing provided by local domestic violence programs.

342 adults and children received non-residential assistance and services, including individual counseling, legal advocacy, and children's support groups.

This chart shows the percentage of programs that provided the following services on the Census Day.

Services Provided by Local Programs:	Sept. 15
Individual Support or Advocacy	89%
Emergency Shelter (including hotels/safe houses)	52%
Children's Support or Advocacy	41%
Bilingual Advocacy (services by a bilingual advocate)	37%
Adult Therapy/Counseling (by licensed practitioner)	37%
Transitional Housing	26%
Advocacy/Support to Teen Victims of Dating Violence	19%
Children Therapy/Counseling (by licensed practitioner)	11%

152 Hotline Calls Answered

Domestic violence hotlines are a lifeline for victims in danger, providing support, information, safety planning, and resources. In the 24-hour survey period, domestic violence programs answered more than 6 hotline calls every hour.

67 Unmet Requests for Services

Many programs reported a critical shortage of funds and staff to assist victims in need of services, such as emergency shelter, housing, transportation, childcare, and legal representation. Of these unmet requests, 53 (79%) were from victims seeking emergency shelter or transitional housing.


Programs were unable to provide services for many reasons:

- 37% reported not enough funding for needed programs and services.
- 22% reported not enough staff.
- 15% reported not enough specialized services.
- 7% reported no available beds or funding for hotels.
- 7% reported limited funding for translators, bilingual staff, or accessible equipment.

74% of Programs Reported Higher Demand for Services

As communities continue to experience job loss and decreased community resources, 74% of programs reported a rise in demand for services, while at the same time 67% of programs reported a decrease in funding.

"On the survey day, we were able to help a wheel-chair bound survivor relocate to an area with more resources. Sadly, on that same day we met a victim who was beaten so horribly that she couldn't look at herself in the mirror."



'10 Domestic Violence Counts Illinois Summary

On September 15, 2010, 57 out of 58, or 98%, of identified local domestic violence programs in Illinois participated in the 2010 National Census of Domestic Violence Services. The following figures represent the information provided by 57 participating programs about services provided during the 24-hour survey period.

2,011 Victims Served in One Day

814 domestic violence victims found refuge in emergency shelters or transitional housing provided by local domestic violence programs.

1,197 adults and children received non-residential assistance and services, including individual counseling, legal advocacy, and children's support groups.

This chart shows the percentage of programs that provided the following services on the Census Day.

Services Provided by Local Programs:	Sept. 15
Children's Support or Advocacy	74%
Transitional Housing	40%
Job Training/Employment Assistance	30%
Advocacy Related to Housing Office/Landlord	28%
Financial Skills/Budgeting	28%
Childcare/Daycare	21%
Translation/Interpretation Services (3rd party translator with advocate)	9%
Legal Representation by an Attorney	4%

1,031 Hotline Calls Answered

Domestic violence hotlines are a lifeline for victims in danger, providing support, information, safety planning, and resources. In the 24-hour survey period, domestic violence programs answered more than 43 hotline calls every hour.

398 Unmet Requests for Services

Many programs reported a critical shortage of funds and staff to assist victims in need of services, such as emergency shelter, housing, transportation, childcare, and legal representation. Of these unmet requests, 180 (45%) were from victims seeking emergency shelter or transitional housing.


Programs were unable to provide services for many reasons:

- 44% reported not enough staff.
- 35% reported not enough funding for needed programs and services.
- 25% reported no available beds or funding for hotels.
- 18% reported not enough specialized services.
- 12% reported limited funding for translators, bilingual staff, or accessible equipment.

74% of Programs Reported Higher Demand for Services

As communities continue to experience job loss and decreased community resources, 74% of programs reported a rise in demand for services, while at the same time 91% of programs reported a decrease in funding.

"A victim, whose estranged husband threatens to kill her daily, has access to multiple guns in their home, and drinks heavily was denied a protection order. The Judge told her to talk to her divorce attorney and to report it to the police."



'10 Domestic Violence Counts Indiana Summary

On September 15, 2010, 45 out of 49, or 92%, of identified local domestic violence programs in Indiana participated in the 2010 National Census of Domestic Violence Services. The following figures represent the information provided by 45 participating programs about services provided during the 24-hour survey period.

2,001 Victims Served in One Day

1,042 domestic violence victims found refuge in emergency shelters or transitional housing provided by local domestic violence programs.

959 adults and children received non-residential assistance and services, including individual counseling, legal advocacy, and children's support groups.

This chart shows the percentage of programs that provided the following services on the Census Day.

Services Provided by Local Programs:	Sept. 15
Individual Support or Advocacy	98%
Emergency Shelter (including hotels/safe houses)	64%
Transportation	49%
Financial Skills/Budgeting	29%
Advocacy Related to Mental Health	24%
Advocacy Related to Child Welfare/Protective Services	24%
Advocacy/Support to Teen Victims of Dating Violence	13%
Legal Representation by an Attorney	4%

446 Hotline Calls Answered

Domestic violence hotlines are a lifeline for victims in danger, providing support, information, safety planning, and resources. In the 24-hour survey period, domestic violence programs answered more than 19 hotline calls every hour.

100 Unmet Requests for Services

Many programs reported a critical shortage of funds and staff to assist victims in need of services, such as emergency shelter, housing, transportation, childcare, and legal representation. Of these unmet requests, 73 (73%) were from victims seeking emergency shelter or transitional housing.


Programs were unable to provide services for many reasons:

- 38% reported not enough funding for needed programs and services.
- 27% reported not enough staff.
- 18% reported no available beds or funding for hotels.
- 18% reported not enough specialized services.
- 11% reported limited funding for translators, bilingual staff, or accessible equipment.

82% of Programs Reported Higher Demand for Services

As communities continue to experience job loss and decreased community resources, 82% of programs reported a rise in demand for services, while at the same time 76% of programs reported a decrease in funding.

"A survivor came to our program today for help because she was inspired by her 22-year-old daughter who is also in an abusive relationship and has been coming to our support group."



'10

Domestic Violence Counts Kansas Summary

On September 15, 2010, 26 out of 27, or 96%, of identified local domestic violence programs in Kansas participated in the 2010 National Census of Domestic Violence Services. The following figures represent the information provided by 26 participating programs about services provided during the 24-hour survey period.

1,055 Victims Served in One Day

358 domestic violence victims found refuge in emergency shelters or transitional housing provided by local domestic violence programs.

697 adults and children received non-residential assistance and services, including individual counseling, legal advocacy, and children's support groups.

This chart shows the percentage of programs that provided the following services on the Census Day.

Services Provided by Local Programs:	Sept. 15
Individual Support or Advocacy	96%
Emergency Shelter (including hotels/safe houses)	85%
Transportation	73%
Children's Support or Advocacy	69%
Advocacy Related to Public Benefits/TANF/Welfare	65%
Rural Outreach	58%
Financial Skills/Budgeting	50%
Bilingual Advocacy (services by a bilingual advocate)	42%

436 Hotline Calls Answered

Domestic violence hotlines are a lifeline for victims in danger, providing support, information, safety planning, and resources. In the 24-hour survey period, domestic violence programs answered more than 18 hotline calls every hour.

191 Unmet Requests for Services

Many programs reported a critical shortage of funds and staff to assist victims in need of services, such as emergency shelter, housing, transportation, childcare, and legal representation. Of these unmet requests, 79 (41%) were from victims seeking emergency shelter or transitional housing.


Programs were unable to provide services for many reasons:

- 46% reported not enough funding for needed programs and services.
- 42% reported no available beds or funding for hotels.
- 35% reported not enough staff.
- 35% reported not enough specialized services.
- 15% reported limited funding for translators, bilingual staff, or accessible equipment.

88% of Programs Reported Higher Demand for Services

As communities continue to experience job loss and decreased community resources, 88% of programs reported a rise in demand for services, while at the same time 88% of programs reported a decrease in funding.

"In our rural area, lack of funding and resources make it difficult to meet the needs of survivors. We must contemplate the miles we'll need to travel when we develop service and safety plans. In addition, survivors need more because rural communities often don't have adequate resources to provide necessary help for rent, deposits, transportation, childcare and other basic needs."



NATIONAL NETWORK
TO END DOMESTIC
VIOLENCE

2010 Domestic Violence Counts: A 24-Hour Census of Domestic Violence Shelters and Services

'10 Domestic Violence Counts Kentucky Summary

On September 15, 2010, 15 out of 15, or 100%, of identified local domestic violence programs in Kentucky participated in the 2010 National Census of Domestic Violence Services.

1,114 Victims Served in One Day

689 domestic violence victims found refuge in emergency shelters or transitional housing provided by local domestic violence programs.

425 adults and children received non-residential assistance and services, including individual counseling, legal advocacy, and children's support groups.

This chart shows the percentage of programs that provided the following services on the Census Day.

Services Provided by Local Programs:	Sept. 15
Individual Support or Advocacy	100%
Group Support or Advocacy	100%
Children's Support or Advocacy	100%
Transportation	100%
Emergency Shelter (including hotels/safe houses)	100%
Court/Legal Accompaniment/Advocacy	87%
Rural Outreach	73%
Financial Skills/Budgeting	60%

248 Hotline Calls Answered

Domestic violence hotlines are a lifeline for victims in danger, providing support, information, safety planning, and resources. In the 24-hour survey period, domestic violence programs answered more than 10 hotline calls every hour.

94 Unmet Requests for Services

Many programs reported a critical shortage of funds and staff to assist victims in need of services, such as emergency shelter, housing, transportation, childcare, and legal representation. Of these unmet requests, 43 (46%) were from victims seeking emergency shelter or transitional housing.


Programs were unable to provide services for many reasons:

- 40% reported not enough specialized services.
- 33% reported no available beds or funding for hotels.
- 27% reported not enough funding for needed programs and services.
- 27% reported not enough staff.
- 13% reported limited funding for translators, bilingual staff, or accessible equipment.

100% of Programs Reported Higher Demand for Services

As communities continue to experience job loss and decreased community resources, 100% of programs reported a rise in demand for services, while at the same time 67% of programs reported a decrease in funding.

"We had three women in shelter who obtained their very first jobs on the survey day!"



'10 Domestic Violence Counts Louisiana Summary

On September 15, 2010, 20 out of 20, or 100%, of identified local domestic violence programs in Louisiana participated in the 2010 National Census of Domestic Violence Services.

1,117 Victims Served in One Day

546 domestic violence victims found refuge in emergency shelters or transitional housing provided by local domestic violence programs.

571 adults and children received non-residential assistance and services, including individual counseling, legal advocacy, and children's support groups.

This chart shows the percentage of programs that provided the following services on the Census Day.

Services Provided by Local Programs:	Sept. 15
Individual Support or Advocacy	100%
Emergency Shelter (including hotels/safe houses)	100%
Group Support or Advocacy	90%
Children's Support or Advocacy	75%
Court/Legal Accompaniment/Advocacy	55%
Transitional Housing	40%
Job Training/Employment Assistance	35%
Bilingual Advocacy (services by a bilingual advocate)	25%

377 Hotline Calls Answered

Domestic violence hotlines are a lifeline for victims in danger, providing support, information, safety planning, and resources. In the 24-hour survey period, domestic violence programs answered more than 16 hotline calls every hour.

60 Unmet Requests for Services

Many programs reported a critical shortage of funds and staff to assist victims in need of services, such as emergency shelter, housing, transportation, childcare, and legal representation. Of these unmet requests, 17 (28%) were from victims seeking emergency shelter or transitional housing.


Programs were unable to provide services for many reasons:

- 50% reported not enough funding for needed programs and services.
- 35% reported not enough specialized services.
- 30% reported not enough staff.
- 30% reported no available beds or funding for hotels.
- 20% reported limited funding for translators, bilingual staff, or accessible equipment.

85% of Programs Reported Higher Demand for Services

As communities continue to experience job loss and decreased community resources, 85% of programs reported a rise in demand for services, while at the same time 85% of programs reported a decrease in funding.

"We had a great day today. Two women from shelter were accepted into transitional housing, and we threw a surprise birthday party for a child living in shelter."



'10

Domestic Violence Counts Massachusetts Summary

On September 15, 2010, 55 out of 55, or 100%, of identified local domestic violence programs in Massachusetts participated in the 2010 National Census of Domestic Violence Services.

1,798 Victims Served in One Day

750 domestic violence victims found refuge in emergency shelters or transitional housing provided by local domestic violence programs.

1,048 adults and children received non-residential assistance and services, including individual counseling, legal advocacy, and children's support groups.

This chart shows the percentage of programs that provided the following services on the Census Day.

Services Provided by Local Programs:	Sept. 15
Individual Support or Advocacy	95%
Children's Support or Advocacy	56%
Group Support or Advocacy	53%
Emergency Shelter (including hotels/safe houses)	51%
Court/Legal Accompaniment/Advocacy	49%
Advocacy Related to Immigration	40%
Advocacy Related to Mental Health	38%
Transitional Housing	27%

717 Hotline Calls Answered

Domestic violence hotlines are a lifeline for victims in danger, providing support, information, safety planning, and resources. In the 24-hour survey period, domestic violence programs answered more than 30 hotline calls every hour.

766 Unmet Requests for Services

Many programs reported a critical shortage of funds and staff to assist victims in need of services, such as emergency shelter, housing, transportation, childcare, and legal representation. Of these unmet requests, 619 (81%) were from victims seeking emergency shelter or transitional housing.


Programs were unable to provide services for many reasons:

- 47% reported no available beds or funding for hotels.
- 45% reported not enough funding for needed programs and services.
- 36% reported not enough staff.
- 18% reported not enough specialized services.
- 13% reported limited funding for translators, bilingual staff, or accessible equipment.

534 Educated in Prevention and Education Trainings

On the survey day, 534 individuals in communities across Massachusetts attended 28 trainings sessions provided by local domestic violence programs, gaining much needed information on domestic violence prevention and early intervention.

"We need more funding so we can provide comprehensive services. In the week before the survey day, we had a domestic violence murder-suicide and another death related to domestic violence that is under investigation. Because we are a small rural community, we face greater poverty, isolation, and the lack of public transportation is a barrier for victims to access the services they need."



NATIONAL NETWORK
TO END DOMESTIC
VIOLENCE

2010 Domestic Violence Counts: A 24-Hour Census of Domestic Violence Shelters and Services

'10

Domestic Violence Counts Maryland Summary

On September 15, 2010, 24 out of 24, or 100%, of identified local domestic violence programs in Maryland participated in the 2010 National Census of Domestic Violence Services.

1,635 Victims Served in One Day

966 domestic violence victims found refuge in emergency shelters or transitional housing provided by local domestic violence programs.

669 adults and children received non-residential assistance and services, including individual counseling, legal advocacy, and children's support groups.

This chart shows the percentage of programs that provided the following services on the Census Day.

Services Provided by Local Programs:	Sept. 15
Emergency Shelter (including hotels/safe houses)	75%
Adult Therapy/Counseling (by licensed practitioner)	63%
Group Support or Advocacy	50%
Transitional Housing	38%
Bilingual Advocacy (services by a bilingual advocate)	33%
Childcare/Daycare	29%
Children Therapy/Counseling (by licensed practitioner)	25%
Transportation	25%

454 Hotline Calls Answered

Domestic violence hotlines are a lifeline for victims in danger, providing support, information, safety planning, and resources. In the 24-hour survey period, domestic violence programs answered more than 19 hotline calls every hour.

188 Unmet Requests for Services

Many programs reported a critical shortage of funds and staff to assist victims in need of services, such as emergency shelter, housing, transportation, childcare, and legal representation. Of these unmet requests, 73 (39%) were from victims seeking emergency shelter or transitional housing.


Programs were unable to provide services for many reasons:

- 46% reported not enough funding for needed programs and services.
- 25% reported not enough staff.
- 17% reported no available beds or funding for hotels.
- 13% reported not enough specialized services.
- 4% reported limited funding for translators, bilingual staff, or accessible equipment.

67% of Programs Reported Higher Demand for Services

As communities continue to experience job loss and decreased community resources, 67% of programs reported a rise in demand for services, while at the same time 71% of programs reported a decrease in funding.

"A victim came to us today who had been beaten by her boyfriend so badly both eyes were swollen shut and she was covered in bruises. We got her medical treatment, helped her fill out a temporary protective order, which was granted, and referred her to an attorney to represent her at her final hearing. Because of our assistance, the state attorney stepped in and coordinated with law enforcement to charge her boyfriend with first degree assault."



NATIONAL NETWORK
TO END DOMESTIC
VIOLENCE

2010 Domestic Violence Counts: A 24-Hour Census of Domestic Violence Shelters and Services

'10 Domestic Violence Counts Maine Summary

On September 15, 2010, 10 out of 10, or 100%, of identified local domestic violence programs in Maine participated in the 2010 National Census of Domestic Violence Services.

511 Victims Served in One Day

282 domestic violence victims found refuge in emergency shelters or transitional housing provided by local domestic violence programs.

229 adults and children received non-residential assistance and services, including individual counseling, legal advocacy, and children's support groups.

This chart shows the percentage of programs that provided the following services on the Census Day.

Services Provided by Local Programs:	Sept. 15
Individual Support or Advocacy	100%
Transitional Housing	90%
Emergency Shelter (including hotels/safe houses)	80%
Children's Support or Advocacy	70%
Court/Legal Accompaniment/Advocacy	70%
Legal Representation by an Attorney	50%
Rural Outreach	50%
Advocacy Related to Public Benefits/TANF/Welfare	40%

120 Hotline Calls Answered

Domestic violence hotlines are a lifeline for victims in danger, providing support, information, safety planning, and resources. In the 24-hour survey period, domestic violence programs answered more than 5 hotline calls every hour.

16 Unmet Requests for Services

Many programs reported a critical shortage of funds and staff to assist victims in need of services, such as emergency shelter, housing, transportation, childcare, and legal representation. Of these unmet requests, 9 (56%) were from victims seeking emergency shelter or transitional housing.


Programs were unable to provide services for many reasons:

- 50% reported not enough staff.
- 30% reported not enough funding for needed programs and services.
- 20% reported no available beds or funding for hotels.
- 20% reported not enough specialized services.

90% of Programs Reported Higher Demand for Services

As communities continue to experience job loss and decreased community resources, 90% of programs reported a rise in demand for services, while at the same time 60% of programs reported a decrease in funding.

"A victim was able to escape her abuser. We helped her obtain an order of protection from abuse to keep her and her daughter safe. We'll continue helping her to move forward."



'10 Domestic Violence Counts Michigan Summary

On September 15, 2010, 54 out of 62, or 87%, of identified local domestic violence programs in Michigan participated in the 2010 National Census of Domestic Violence Services. The following figures represent the information provided by 54 participating programs about services provided during the 24-hour survey period.

2,737 Victims Served in One Day

1,834 domestic violence victims found refuge in emergency shelters or transitional housing provided by local domestic violence programs.

903 adults and children received non-residential assistance and services, including individual counseling, legal advocacy, and children's support groups.

This chart shows the percentage of programs that provided the following services on the Census Day.

Services Provided by Local Programs:	Sept. 15
Individual Support or Advocacy	100%
Court/Legal Accompaniment/Advocacy	65%
Group Support or Advocacy	63%
Advocacy Related to Public Benefits/TANF/Welfare	50%
Advocacy Related to Child Welfare/Protective Services	31%
Childcare/Daycare	28%
Advocacy Related to Disability Issues	19%
Translation/Interpretation Services (3rd party translator with an advocate)	7%

763 Hotline Calls Answered

Domestic violence hotlines are a lifeline for victims in danger, providing support, information, safety planning, and resources. In the 24-hour survey period, domestic violence programs answered more than 32 hotline calls every hour.

286 Unmet Requests for Services

Many programs reported a critical shortage of funds and staff to assist victims in need of services, such as emergency shelter, housing, transportation, childcare, and legal representation. Of these unmet requests, 195 (68%) were from victims seeking emergency shelter or transitional housing.


Programs were unable to provide services for many reasons:

- 39% reported not enough funding for needed programs and services.
- 30% reported no available beds or funding for hotels.
- 28% reported not enough staff.
- 11% reported not enough specialized services.
- 4% reported limited funding for translators, bilingual staff, or accessible equipment.

81% of Programs Reported Higher Demand for Services

As communities continue to experience job loss and decreased community resources, 81% of programs reported a rise in demand for services, while at the same time 80% of programs reported a decrease in funding.

"Our shelter has been extremely full for the past couple of weeks, but on the survey day we provided service to an additional 15 women and children above and beyond our capacity limit. Our staff and workers are coming up with more creative ways to provide emergency safe shelter to our clients."



'10 Domestic Violence Counts Minnesota Summary

On September 15, 2010, 44 out of 75, or 59%, of identified local domestic violence programs in Minnesota participated in the 2010 National Census of Domestic Violence Services. The following figures represent the information provided by 44 participating programs about services provided during the 24-hour survey period.

1,815 Victims Served in One Day

990 domestic violence victims found refuge in emergency shelters or transitional housing provided by local domestic violence programs.

825 adults and children received non-residential assistance and services, including individual counseling, legal advocacy, and children's support groups.

This chart shows the percentage of programs that provided the following services on the Census Day.

Services Provided by Local Programs:	Sept. 15
Individual Support or Advocacy	95%
Emergency Shelter (including hotels/safe houses)	55%
Advocacy Related to Public Benefits/TANF/Welfare	50%
Advocacy Related to Housing Office/Landlord	50%
Advocacy Related to Mental Health	41%
Advocacy Related to Disability Issues	27%
Bilingual Advocacy (services by a bilingual advocate)	27%
Legal Representation by an Attorney	9%

582 Hotline Calls Answered

Domestic violence hotlines are a lifeline for victims in danger, providing support, information, safety planning, and resources. In the 24-hour survey period, domestic violence programs answered more than 24 hotline calls every hour.

266 Unmet Requests for Services

Many programs reported a critical shortage of funds and staff to assist victims in need of services, such as emergency shelter, housing, transportation, childcare, and legal representation.


Programs were unable to provide services for many reasons:

- 43% reported not enough funding for needed programs and services.
- 41% reported not enough staff.
- 39% reported no available beds or funding for hotels.
- 23% reported not enough specialized services.
- 18% reported limited funding for translators, bilingual staff, or accessible equipment.

86% of Programs Reported Higher Demand for Services

As communities continue to experience job loss and decreased community resources, 86% of programs reported a rise in demand for services, while at the same time 73% of programs reported a decrease in funding.

"During a support group, a survivor shared how she left her abuser with nothing but the clothes on her back and her daughter on her hip. With the help of a local domestic violence programs, she was able to secure housing for herself and remain safe."



'10 Domestic Violence Counts Missouri Summary

On September 15, 2010, 68 out of 68, or 100%, of identified local domestic violence programs in Missouri participated in the 2010 National Census of Domestic Violence Services.

2,114 Victims Served in One Day

1,374 domestic violence victims found refuge in emergency shelters or transitional housing provided by local domestic violence programs.

740 adults and children received non-residential assistance and services, including individual counseling, legal advocacy, and children's support groups.

This chart shows the percentage of programs that provided the following services on the Census Day.

Services Provided by Local Programs:	Sept. 15
Individual Support or Advocacy	97%
Emergency Shelter (including hotels/safe houses)	76%
Transportation	54%
Children's Support or Advocacy	51%
Group Support or Advocacy	49%
Court/Legal Accompaniment/Advocacy	47%
Adult Therapy/Counseling (by licensed practitioner)	38%
Advocacy/Support to Teen Victims of Dating Violence	12%

630 Hotline Calls Answered

Domestic violence hotlines are a lifeline for victims in danger, providing support, information, safety planning, and resources. In the 24-hour survey period, domestic violence programs answered more than 26 hotline calls every hour.

286 Unmet Requests for Services

Many programs reported a critical shortage of funds and staff to assist victims in need of services, such as emergency shelter, housing, transportation, childcare, and legal representation. Of these unmet requests, 149 (52%) were from victims seeking emergency shelter or transitional housing.


Programs were unable to provide services for many reasons:

- 47% reported not enough funding for needed programs and services.
- 29% reported not enough staff.
- 29% reported no available beds or funding for hotels.
- 15% reported not enough specialized services.
- 9% reported limited funding for translators, bilingual staff, or accessible equipment.

87% of Programs Reported Higher Demand for Services

As communities continue to experience job loss and decreased community resources, 87% of programs reported a rise in demand for services, while at the same time 84% of programs reported a decrease in funding.

"Domestic violence doesn't stop because times are tough. It doesn't matter to victims if the government is broke because they live with 'broke' every day—broken lives, broken hearts, and broken dreams. Survivors who knock on our door or ring our hotline don't ask for much. They come to us, stripped of everything, and all they ask for is safety, hope, and understanding. We can't ignore domestic violence any more. We must take a stand against domestic violence and make it a priority in our nation."



'10

Domestic Violence Counts Mississippi Summary

On September 15, 2010, 11 out of 14, or 79%, of identified local domestic violence programs in Mississippi participated in the 2010 National Census of Domestic Violence Services. The following figures represent the information provided by 11 participating programs about services provided during the 24-hour survey period.

254 Victims Served in One Day

160 domestic violence victims found refuge in emergency shelters or transitional housing provided by local domestic violence programs.

94 adults and children received non-residential assistance and services, including individual counseling, legal advocacy, and children's support groups.

This chart shows the percentage of programs that provided the following services on the Census Day.

Services Provided by Local Programs:	Sept. 15
Emergency Shelter (including hotels/safe houses)	100%
Individual Support or Advocacy	100%
Children's Support or Advocacy	73%
Transportation	64%
Group Support or Advocacy	55%
Rural Outreach	45%
Advocacy Related to Public Benefits/TANF/Welfare	45%
Transitional Housing	36%

80 Hotline Calls Answered

Domestic violence hotlines are a lifeline for victims in danger, providing support, information, safety planning, and resources. In the 24-hour survey period, domestic violence programs answered more than 3 hotline calls every hour.

84 Unmet Requests for Services

Many programs reported a critical shortage of funds and staff to assist victims in need of services, such as emergency shelter, housing, transportation, childcare, and legal representation. Of these unmet requests, 50 (60%) were from victims seeking emergency shelter or transitional housing.


Programs were unable to provide services for many reasons:

- 27% reported not enough funding for needed programs and services.
- 18% reported not enough staff.
- 18% reported no available beds or funding for hotels.
- 9% reported not enough specialized services.

91% of Programs Reported Higher Demand for Services

As communities continue to experience job loss and decreased community resources, 91% of programs reported a rise in demand for services, while at the same time 100% of programs reported a decrease in funding.

"A woman came to shelter with her two children after escaping her abuser whom she'd been married to for 18 years. Having been abused her entire life, beginning with her parents, this is the first time she's sought help and is working diligently to break the cycle of violence in her life."



NATIONAL NETWORK
TO END DOMESTIC
VIOLENCE

2010 Domestic Violence Counts: A 24-Hour Census of Domestic Violence Shelters and Services

'10 Domestic Violence Counts Montana Summary

On September 15, 2010, 18 out of 22, or 82%, of identified local domestic violence programs in Montana participated in the 2010 National Census of Domestic Violence Services. The following figures represent the information provided by 18 participating programs about services provided during the 24-hour survey period.

344 Victims Served in One Day

184 domestic violence victims found refuge in emergency shelters or transitional housing provided by local domestic violence programs.

160 adults and children received non-residential assistance and services, including individual counseling, legal advocacy, and children's support groups.

This chart shows the percentage of programs that provided the following services on the Census Day.

Services Provided by Local Programs:	Sept. 15
Individual Support or Advocacy	89%
Emergency Shelter (including hotels/safe houses)	79%
Transportation	67%
Children's Support or Advocacy	50%
Transitional Housing	44%
Court/Legal Accompaniment/Advocacy	44%
Advocacy Related to Child Welfare/Protective Services	22%
Job Training/Employment Assistance	22%

150 Hotline Calls Answered

Domestic violence hotlines are a lifeline for victims in danger, providing support, information, safety planning, and resources. In the 24-hour survey period, domestic violence programs answered more than 6 hotline calls every hour.

37 Unmet Requests for Services

Many programs reported a critical shortage of funds and staff to assist victims in need of services, such as emergency shelter, housing, transportation, childcare, and legal representation. Of these unmet requests, 23 (62%) were from victims seeking emergency shelter or transitional housing.


Programs were unable to provide services for many reasons:

- 39% reported not enough funding for needed programs and services.
- 22% reported not enough specialized services.
- 17% reported not enough staff.
- 11% reported no available beds or funding for hotels.

72% of Programs Reported Higher Demand for Services

As communities continue to experience job loss and decreased community resources, 72% of programs reported a rise in demand for services, while at the same time 56% of programs reported a decrease in funding.

"After coming to shelter, a survivor who had been previously medicated realized that she didn't need the medicine after all. It was her abuser who told physicians that she had symptoms she did not have in order to keep her heavily medicated. At the end of her month-long stay at the shelter, she is free of medication, stable, and very happy."



'10

Domestic Violence Counts North Carolina Summary

On September 15, 2010, 62 out of 86, or 82%, of identified local domestic violence programs in North Carolina participated in the 2010 National Census of Domestic Violence Services. The following figures represent the information provided by 62 participating programs about services provided during the 24-hour survey period.

1,328 Victims Served in One Day

598 domestic violence victims found refuge in emergency shelters or transitional housing provided by local domestic violence programs.

730 adults and children received non-residential assistance and services, including individual counseling, legal advocacy, and children's support groups.

This chart shows the percentage of programs that provided the following services on the Census Day.

Services Provided by Local Programs:	Sept. 15
Individual Support or Advocacy	94%
Emergency Shelter (including hotels/safe houses)	76%
Court/Legal Accompaniment/Advocacy	60%
Children's Support or Advocacy	39%
Advocacy Related to Mental Health	32%
Bilingual Advocacy (services by a bilingual advocate)	32%
Advocacy/Support to Teen Victims of Dating Violence	21%
Advocacy Related to the Military	3%

579 Hotline Calls Answered

Domestic violence hotlines are a lifeline for victims in danger, providing support, information, safety planning, and resources. In the 24-hour survey period, domestic violence programs answered more than 24 hotline calls every hour.

69 Unmet Requests for Services

Many programs reported a critical shortage of funds and staff to assist victims in need of services, such as emergency shelter, housing, transportation, childcare, and legal representation. Of these unmet requests, 13 (19%) were from victims seeking emergency shelter or transitional housing.


Programs were unable to provide services for many reasons:

- 39% reported not enough funding for needed programs and services.
- 24% reported not enough specialized services.
- 21% reported not enough staff.
- 18% reported no available beds or funding for hotels.
- 13% reported limited funding for translators, bilingual staff, or accessible equipment.

85% of Programs Reported Higher Demand for Services

As communities continue to experience job loss and decreased community resources, 85% of programs reported a rise in demand for services, while at the same time 82% of programs reported a decrease in funding.

"We were able to provide shelter for a woman with four children today. In front of her children, the abuser tied her to a chair and threatened to kill her while hitting her repeatedly."



NATIONAL NETWORK
TO END DOMESTIC
VIOLENCE

2010 Domestic Violence Counts: A 24-Hour Census of Domestic Violence Shelters and Services

'10 Domestic Violence Counts North Dakota Summary

On September 15, 2010, 22 out of 22, or 100%, of identified local domestic violence programs in North Dakota participated in the 2010 National Census of Domestic Violence Services.

470 Victims Served in One Day

260 domestic violence victims found refuge in emergency shelters or transitional housing provided by local domestic violence programs.

210 adults and children received non-residential assistance and services, including individual counseling, legal advocacy, and children's support groups.

This chart shows the percentage of programs that provided the following services on the Census Day.

Services Provided by Local Programs:	Sept. 15
Individual Support or Advocacy	91%
Emergency Shelter (including hotels/safe houses)	45%
Children's Support or Advocacy	36%
Rural Outreach	36%
Advocacy Related to Housing Office/Landlord	27%
Transitional Housing	23%
Advocacy/Support to Teen Victims of Dating Violence	18%
Legal Representation by an Attorney	9%

76 Hotline Calls Answered

Domestic violence hotlines are a lifeline for victims in danger, providing support, information, safety planning, and resources. In the 24-hour survey period, domestic violence programs answered more than 3 hotline calls every hour.

172 Unmet Requests for Services

Many programs reported a critical shortage of funds and staff to assist victims in need of services, such as emergency shelter, housing, transportation, childcare, and legal representation. Of these unmet requests, 95 (55%) were from victims seeking emergency shelter or transitional housing.


Programs were unable to provide services for many reasons:

- 23% reported not enough specialized services.
- 14% reported not enough funding for needed programs and services.
- 9% reported not enough staff.
- 5% reported no available beds or funding for hotels.
- 5% reported limited funding for translators, bilingual staff, or accessible equipment.

86% of Programs Reported Higher Demand for Services

As communities continue to experience job loss and decreased community resources, 86% of programs reported a rise in demand for services, while at the same time 77% of programs reported a decrease in funding.

"A survivor was kicked out of her home by her abuser and was homeless because she could not get housing assistance due to her husband's income."



'10 Domestic Violence Counts Nebraska Summary

On September 15, 2010, 22 out of 22, or 100%, of identified local domestic violence programs in Nebraska participated in the 2010 National Census of Domestic Violence Services.

615 Victims Served in One Day

197 domestic violence victims found refuge in emergency shelters or transitional housing provided by local domestic violence programs.

418 adults and children received non-residential assistance and services, including individual counseling, legal advocacy, and children's support groups.

This chart shows the percentage of programs that provided the following services on the Census Day.

Services Provided by Local Programs:	Sept. 15
Individual Support or Advocacy	86%
Transportation	68%
Emergency Shelter (including hotels/safe houses)	59%
Children's Support or Advocacy	50%
Court/Legal Accompaniment/Advocacy	41%
Medical Services/Accompaniment	36%
Rural Outreach	27%
Advocacy/Support to Teen Victims of Dating Violence	18%

321 Hotline Calls Answered

Domestic violence hotlines are a lifeline for victims in danger, providing support, information, safety planning, and resources. In the 24-hour survey period, domestic violence programs answered more than 13 hotline calls every hour.

79 Unmet Requests for Services

Many programs reported a critical shortage of funds and staff to assist victims in need of services, such as emergency shelter, housing, transportation, childcare, and legal representation. Of these unmet requests, 62 (78%) were from victims seeking emergency shelter or transitional housing.


Programs were unable to provide services for many reasons:

- 32% reported not enough funding for needed programs and services.
- 23% reported not enough specialized services.
- 14% reported not enough staff.
- 14% reported no available beds or funding for hotels.
- 5% reported limited funding for translators, bilingual staff, or accessible equipment.

77% of Programs Reported Higher Demand for Services

As communities continue to experience job loss and decreased community resources, 77% of programs reported a rise in demand for services, while at the same time 55% of programs reported a decrease in funding.

"A survivor's child was kidnapped by his father. He's threatened to take their child before and told her she'd never see him again. Law enforcement couldn't do anything because he is the child's father and there is no official custody in place yet. We've connected her with legal aid, but she's worried that he's taken their child and fled to Mexico."



'10

Domestic Violence Counts New Hampshire Summary

On September 15, 2010, 13 out of 13, or 100%, of identified local domestic violence programs in New Hampshire participated in the 2010 National Census of Domestic Violence Services.

284 Victims Served in One Day

96 domestic violence victims found refuge in emergency shelters or transitional housing provided by local domestic violence programs.

188 adults and children received non-residential assistance and services, including individual counseling, legal advocacy, and children's support groups.

This chart shows the percentage of programs that provided the following services on the Census Day.

Services Provided by Local Programs:	Sept. 15
Emergency Shelter (including hotels/safe houses)	92%
Children's Support or Advocacy	62%
Court/Legal Accompaniment/Advocacy	62%
Financial Skills/Budgeting	23%
Bilingual Advocacy (services by a bilingual advocate)	15%
Advocacy Related to Disability Issues	8%
Advocacy Related to Technology Use (e.g., cyberstalking)	8%
Rural Outreach	8%

78 Hotline Calls Answered

Domestic violence hotlines are a lifeline for victims in danger, providing support, information, safety planning, and resources. In the 24-hour survey period, domestic violence programs answered more than 3 hotline calls every hour.

11 Unmet Requests for Services

Many programs reported a critical shortage of funds and staff to assist victims in need of services, such as emergency shelter, housing, transportation, childcare, and legal representation. Of these unmet requests, 9 (82%) were from victims seeking emergency shelter or transitional housing.


Programs were unable to provide services for many reasons:

- 38% reported no available beds or funding for hotels.
- 31% reported not enough funding for needed programs and services.
- 31% reported not enough staff.
- 23% reported not enough specialized services.
- 8% reported limited funding for translators, bilingual staff, or accessible equipment.

92% of Programs Reported Higher Demand for Services

As communities continue to experience job loss and decreased community resources, 92% of programs reported a rise in demand for services, while at the same time 85% of programs reported a decrease in funding.

"During support group, a survivor said to an advocate, 'I often forget that I am part of many communities, and that they will hold me up when I am not strong enough to hold myself up. Together we are much more powerful than we are alone.'"



NATIONAL NETWORK
TO END DOMESTIC
VIOLENCE

2010 Domestic Violence Counts: A 24-Hour Census of Domestic Violence Shelters and Services

'10

Domestic Violence Counts New Jersey Summary

On September 15, 2010, 25 out of 25, or 100%, of identified local domestic violence programs in New Jersey participated in the 2010 National Census of Domestic Violence Services.

1,214 Victims Served in One Day

512 domestic violence victims found refuge in emergency shelters or transitional housing provided by local domestic violence programs.

702 adults and children received non-residential assistance and services, including individual counseling, legal advocacy, and children's support groups.

This chart shows the percentage of programs that provided the following services on the Census Day.

Services Provided by Local Programs:	Sept. 15
Emergency Shelter (including hotels/safe houses)	84%
Court/Legal Accompaniment/Advocacy	80%
Bilingual Advocacy (services by a bilingual advocate)	68%
Children's Support or Advocacy	64%
Transitional Housing	60%
Advocacy Related to Immigration	40%
Advocacy Related to Disability Issues	28%
Job Training/Employment Assistance	24%

499 Hotline Calls Answered

Domestic violence hotlines are a lifeline for victims in danger, providing support, information, safety planning, and resources. In the 24-hour survey period, domestic violence programs answered more than 21 hotline calls every hour.

262 Unmet Requests for Services

Many programs reported a critical shortage of funds and staff to assist victims in need of services, such as emergency shelter, housing, transportation, childcare, and legal representation. Of these unmet requests, 93 (35%) were from victims seeking emergency shelter or transitional housing.


Programs were unable to provide services for many reasons:

- 40% reported no available beds or funding for hotels.
- 32% reported not enough funding for needed programs and services.
- 28% reported not enough specialized services.
- 24% reported not enough staff.
- 12% reported limited funding for translators, bilingual staff, or accessible equipment.

84% of Programs Reported Higher Demand for Services

As communities continue to experience job loss and decreased community resources, 84% of programs reported a rise in demand for services, while at the same time 80% of programs reported a decrease in funding.

"A survivor living in shelter shared with us: 'I don't feel so alone anymore. Being here is like having family.'"



NATIONAL NETWORK
TO END DOMESTIC
VIOLENCE

2010 Domestic Violence Counts: A 24-Hour Census of Domestic Violence Shelters and Services

'10 Domestic Violence Counts New Mexico Summary

On September 15, 2010, 25 out of 31, or 81%, of identified local domestic violence programs in New Mexico participated in the 2010 National Census of Domestic Violence Services. The following figures represent the information provided by 25 participating programs about services provided during the 24-hour survey period.

1,252 Victims Served in One Day

800 domestic violence victims found refuge in emergency shelters or transitional housing provided by local domestic violence programs.

452 adults and children received non-residential assistance and services, including individual counseling, legal advocacy, and children's support groups.

This chart shows the percentage of programs that provided the following services on the Census Day.

Services Provided by Local Programs:	Sept. 15
Individual Support or Advocacy	92%
Emergency Shelter (including hotels/safe houses)	68%
Court/Legal Accompaniment/Advocacy	56%
Children's Support or Advocacy	48%
Bilingual Advocacy (services by a bilingual advocate)	48%
Transitional Housing	32%
Advocacy Related to Immigration	32%
Legal Representation by an Attorney	24%

143 Hotline Calls Answered

Domestic violence hotlines are a lifeline for victims in danger, providing support, information, safety planning, and resources. In the 24-hour survey period, domestic violence programs answered more than 6 hotline calls every hour.

61 Unmet Requests for Services

Many programs reported a critical shortage of funds and staff to assist victims in need of services, such as emergency shelter, housing, transportation, childcare, and legal representation. Of these unmet requests, 58 (95%) were from victims seeking emergency shelter or transitional housing.


Programs were unable to provide services for many reasons:

- 16% reported not enough funding for needed programs and services.
- 16% reported not enough specialized services.
- 8% reported not enough staff.
- 8% reported no available beds or funding for hotels.
- 4% reported limited funding for translators, bilingual staff, or accessible equipment.

76% of Programs Reported Higher Demand for Services

As communities continue to experience job loss and decreased community resources, 76% of programs reported a rise in demand for services, while at the same time 92% of programs reported a decrease in funding.

"Rural areas are particularly hit hard during an economic recession. Although our costs increase, it is vital to keep our doors open. With emergency shelters in the cities more overburdened than ever and victims financially unable to travel, services in rural areas need to stay open. Without us, victims have no where to go."



'10

Domestic Violence Counts Nevada Summary

On September 15, 2010, 11 out of 15, or 73%, of identified local domestic violence programs in Nevada participated in the 2010 National Census of Domestic Violence Services. The following figures represent the information provided by 11 participating programs about services provided during the 24-hour survey period.

448 Victims Served in One Day

152 domestic violence victims found refuge in emergency shelters or transitional housing provided by local domestic violence programs.

296 adults and children received non-residential assistance and services, including individual counseling, legal advocacy, and children's support groups.

This chart shows the percentage of programs that provided the following services on the Census Day.

Services Provided by Local Programs:	Sept. 15
Individual Support or Advocacy	100%
Emergency Shelter (including hotels/safe houses)	91%
Transportation	73%
Transitional Housing	55%
Advocacy Related to Public Benefits/TANF/Welfare	45%
Financial Skills/Budgeting	36%
Advocacy Related to Housing Office/Landlord	27%
Job Training/Employment Assistance	27%

120 Hotline Calls Answered

Domestic violence hotlines are a lifeline for victims in danger, providing support, information, safety planning, and resources. In the 24-hour survey period, domestic violence programs answered more than 5 hotline calls every hour.

12 Unmet Requests for Services

Many programs reported a critical shortage of funds and staff to assist victims in need of services, such as emergency shelter, housing, transportation, childcare, and legal representation. Of these unmet requests, 5 (42%) were from victims seeking emergency shelter or transitional housing.

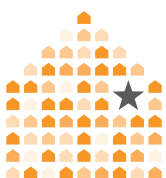
Programs were unable to provide services for many reasons:

- 36% reported not enough specialized services.
- 27% reported not enough funding for needed programs and services.
- 9% reported not enough staff.
- 9% reported no available beds or funding for hotels.

91% of Programs Reported Higher Demand for Services

As communities continue to experience job loss and decreased community resources, 91% of programs reported a rise in demand for services, while at the same time 82% of programs reported a decrease in funding.

"The stress of the current economic climate makes it very difficult for survivors in our community. Housing is limited and the vacancies that are available are rarely affordable. Unemployment is the highest it has been in years, so it's almost impossible for victims to find jobs to support themselves."



NATIONAL NETWORK
TO END DOMESTIC
VIOLENCE

2010 Domestic Violence Counts: A 24-Hour Census of Domestic Violence Shelters and Services

'10

Domestic Violence Counts New York Summary

On September 15, 2010, 73 out of 83, or 88%, of identified local domestic violence programs in New York participated in the 2010 National Census of Domestic Violence Services. The following figures represent the information provided by 73 participating programs about services provided during the 24-hour survey period.

4,709 Victims Served in One Day

2,483 domestic violence victims found refuge in emergency shelters or transitional housing provided by local domestic violence programs.

2,226 adults and children received non-residential assistance and services, including individual counseling, legal advocacy, and children's support groups.

This chart shows the percentage of programs that provided the following services on the Census Day.

Services Provided by Local Programs:	Sept. 15
Individual Support or Advocacy	99%
Emergency Shelter (including hotels/safe houses)	70%
Court/Legal Accompaniment/Advocacy	70%
Advocacy Related to Public Benefits/TANF/Welfare	62%
Advocacy Related to Housing Office/Landlord	62%
Transportation	60%
Children's Support or Advocacy	55%
Advocacy Related to Child Welfare/Protective Services	52%

1,489 Hotline Calls Answered

Domestic violence hotlines are a lifeline for victims in danger, providing support, information, safety planning, and resources. In the 24-hour survey period, domestic violence programs answered more than 62 hotline calls every hour.

621 Unmet Requests for Services

Many programs reported a critical shortage of funds and staff to assist victims in need of services, such as emergency shelter, housing, transportation, childcare, and legal representation. Of these unmet requests, 254 (41%) were from victims seeking emergency shelter or transitional housing.


Programs were unable to provide services for many reasons:

- 30% reported not enough staff.
- 27% reported not enough funding for needed programs and services.
- 25% reported no available beds or funding for hotels.
- 14% reported not enough specialized services.
- 8% reported limited funding for translators, bilingual staff, or accessible equipment.

85% of Programs Reported Higher Demand for Services

As communities continue to experience job loss and decreased community resources, 85% of programs reported a rise in demand for services, while at the same time 74% of programs reported a decrease in funding.

"We met with a survivor who was being hospitalized after attempting to commit suicide by taking an overdose of sleeping pills to escape the violence. Her husband had been beating her and was holding her hostage in her home."



NATIONAL NETWORK
TO END DOMESTIC
VIOLENCE

2010 Domestic Violence Counts: A 24-Hour Census of Domestic Violence Shelters and Services

'10 Domestic Violence Counts Ohio Summary

On September 15, 2010, 70 out of 70, or 100%, of identified local domestic violence programs in Ohio participated in the 2010 National Census of Domestic Violence Services.

2,007 Victims Served in One Day

1,070 domestic violence victims found refuge in emergency shelters or transitional housing provided by local domestic violence programs.

937 adults and children received non-residential assistance and services, including individual counseling, legal advocacy, and children's support groups.

This chart shows the percentage of programs that provided the following services on the Census Day.

Services Provided by Local Programs:	Sept. 15
Individual Support or Advocacy	91%
Emergency Shelter (including hotels/safe houses)	71%
Court/Legal Accompaniment/Advocacy	53%
Children's Support or Advocacy	47%
Transportation	46%
Group Support or Advocacy	40%
Transitional Housing	21%
Financial Skills/Budgeting	20%

769 Hotline Calls Answered

Domestic violence hotlines are a lifeline for victims in danger, providing support, information, safety planning, and resources. In the 24-hour survey period, domestic violence programs answered more than 32 hotline calls every hour.

244 Unmet Requests for Services

Many programs reported a critical shortage of funds and staff to assist victims in need of services, such as emergency shelter, housing, transportation, childcare, and legal representation. Of these unmet requests, 178 (73%) were from victims seeking emergency shelter or transitional housing.


Programs were unable to provide services for many reasons:

- 33% reported not enough funding for needed programs and services.
- 27% reported not enough staff.
- 21% reported no available beds or funding for hotels.
- 14% reported not enough specialized services.
- 3% reported limited funding for translators, bilingual staff, or accessible equipment.

935 Educated in Prevention and Education Trainings

On the survey day, 935 individuals in communities across Ohio attended 42 trainings sessions provided by local domestic violence programs, gaining much needed information on domestic violence prevention and early intervention.

"A 67-year-old survivor who had been living in our emergency shelter returned to her abuser after he promised to stop the abuse. Because of her age and the fact that she had no minor children, she felt that there were no resources to help her with housing or medical assistance."



'10 Domestic Violence Counts Oklahoma Summary

On September 15, 2010, 30 out of 33, or 91%, of identified local domestic violence programs in Oklahoma participated in the 2010 National Census of Domestic Violence Services. The following figures represent the information provided by 30 participating programs about services provided during the 24-hour survey period.

947 Victims Served in One Day

454 domestic violence victims found refuge in emergency shelters or transitional housing provided by local domestic violence programs.

493 adults and children received non-residential assistance and services, including individual counseling, legal advocacy, and children's support groups.

This chart shows the percentage of programs that provided the following services on the Census Day.

Services Provided by Local Programs:	Sept. 15
Individual Support or Advocacy	100%
Emergency Shelter (including hotels/safe houses)	83%
Children's Support or Advocacy	63%
Transportation	57%
Group Support or Advocacy	53%
Adult Therapy/Counseling (by a licensed practitioner)	40%
Transitional Housing	30%
Court/Legal Accompaniment/Advocacy	30%
Financial Skills/Budgeting	30%

430 Hotline Calls Answered

Domestic violence hotlines are a lifeline for victims in danger, providing support, information, safety planning, and resources. In the 24-hour survey period, domestic violence programs answered more than 17 hotline calls every hour.

97 Unmet Requests for Services

Many programs reported a critical shortage of funds and staff to assist victims in need of services, such as emergency shelter, housing, transportation, childcare, and legal representation. Of these unmet requests, 67 (69%) were from victims seeking emergency shelter or transitional housing.


Programs were unable to provide services for many reasons:

- 30% reported not enough funding for needed programs and services.
- 17% reported no available beds or funding for hotels.
- 13% reported not enough specialized services.
- 10% reported not enough staff.
- 7% reported limited funding for translators, bilingual staff, or accessible equipment.

87% of Programs Reported Higher Demand for Services

As communities continue to experience job loss and decreased community resources, 87% of programs reported a rise in demand for services, while at the same time 77% of programs reported a decrease in funding.

"We need more funding for our shelters because without them, abused women and children have no where else to go. They are homeless and are too frightened to go back to their abusers. They need safety, homes, food, clothing, and necessities. Unfortunately because of this depressed economy, we're seeing an increase in survivors who need help but we have less funding to help them."



'10

Domestic Violence Counts Oregon Summary

On September 15, 2010, 44 out of 46, or 96%, of identified local domestic violence programs in Oregon participated in the 2010 National Census of Domestic Violence Services. The following figures represent the information provided by 44 participating programs about services provided during the 24-hour survey period.

1,993 Victims Served in One Day

961 domestic violence victims found refuge in emergency shelters or transitional housing provided by local domestic violence programs.

1,032 adults and children received non-residential assistance and services, including individual counseling, legal advocacy, and children's support groups.

This chart shows the percentage of programs that provided the following services on the Census Day.

Services Provided by Local Programs:	Sept. 15
Individual Support or Advocacy	95%
Emergency Shelter (including hotels/safe houses)	77%
Court/Legal Accompaniment/Advocacy	66%
Children's Support or Advocacy	55%
Advocacy Related to Public Benefits/TANF/Welfare	52%
Advocacy Related to Child Welfare/Protective Services	45%
Advocacy Related to Immigration	43%
Rural Outreach	32%

652 Hotline Calls Answered

Domestic violence hotlines are a lifeline for victims in danger, providing support, information, safety planning, and resources. In the 24-hour survey period, domestic violence programs answered more than 27 hotline calls every hour.

298 Unmet Requests for Services

Many programs reported a critical shortage of funds and staff to assist victims in need of services, such as emergency shelter, housing, transportation, childcare, and legal representation. Of these unmet requests, 215 (72%) were from victims seeking emergency shelter or transitional housing.


Programs were unable to provide services for many reasons:

- 57% reported not enough funding for needed programs and services.
- 45% reported not enough staff.
- 39% reported not enough specialized services.
- 36% reported no available beds or funding for hotels.
- 14% reported limited funding for translators, bilingual staff, or accessible equipment.

93% of Programs Reported Higher Demand for Services

As communities continue to experience job loss and decreased community resources, 93% of programs reported a rise in demand for services, while at the same time 89% of programs reported a decrease in funding.

"From March 2009 to September 2010, Oregon had 42 women and children murdered because of domestic violence. We also received a record number of calls on our crisis line during this time as well."



NATIONAL NETWORK
TO END DOMESTIC
VIOLENCE

2010 Domestic Violence Counts: A 24-Hour Census of Domestic Violence Shelters and Services

'10 Domestic Violence Counts Pennsylvania Summary

On September 15, 2010, 61 out of 61, or 100%, of identified local domestic violence programs in Pennsylvania participated in the 2010 National Census of Domestic Violence Services.

2,321 Victims Served in One Day

1,034 domestic violence victims found refuge in emergency shelters or transitional housing provided by local domestic violence programs.

1,287 adults and children received non-residential assistance and services, including individual counseling, legal advocacy, and children's support groups.

This chart shows the percentage of programs that provided the following services on the Census Day.

Services Provided by Local Programs:	Sept. 15
Individual Support or Advocacy	98%
Emergency Shelter (including hotels/safe houses)	85%
Children's Support or Advocacy	72%
Court/Legal Accompaniment/Advocacy	62%
Transitional Housing	52%
Advocacy Related to Mental Health	39%
Advocacy Related to Child Welfare/Protective Services	28%
Advocacy Related to Substance Abuse	25%

959 Hotline Calls Answered

Domestic violence hotlines are a lifeline for victims in danger, providing support, information, safety planning, and resources. In the 24-hour survey period, domestic violence programs answered more than 39 hotline calls every hour.

254 Unmet Requests for Services

Many programs reported a critical shortage of funds and staff to assist victims in need of services, such as emergency shelter, housing, transportation, childcare, and legal representation. Of these unmet requests, 184 (72%) were from victims seeking emergency shelter or transitional housing.


Programs were unable to provide services for many reasons:

- 43% reported not enough funding for needed programs and services.
- 36% reported not enough staff.
- 26% reported no available beds or funding for hotels.
- 20% reported not enough specialized services.
- 13% reported limited funding for translators, bilingual staff, or accessible equipment.

69% of Programs Reported Higher Demand for Services

As communities continue to experience job loss and decreased community resources, 69% of programs reported a rise in demand for services, while at the same time 90% of programs reported a decrease in funding.

"An abuser attempted to murder his wife and child by running them over with his car. After spending 13 days in jail, he was released on bond. Despite a no-contact order, he was waiting at the child's bus stop the next day."



'10 Domestic Violence Counts Puerto Rico Summary

On September 15, 2010, 13 out of 13, or 100%, of identified local domestic violence programs in Puerto Rico participated in the 2010 National Census of Domestic Violence Services.

303 Victims Served in One Day

114 domestic violence victims found refuge in emergency shelters or transitional housing provided by local domestic violence programs.

189 adults and children received non-residential assistance and services, including individual counseling, legal advocacy, and children's support groups.

This chart shows the percentage of programs that provided the following services on the Census Day.

Services Provided by Local Programs:	15 Sept.
Individual Support or Advocacy	100%
Emergency Shelter (including hotels/safe houses)	77%
Transportation	54%
Group Support or Advocacy	38%
Court/Legal Accompaniment/Advocacy	31%
Transitional Housing	23%
Legal Representation by an Attorney	23%
Medical Services/Accompaniment	15%

46 Hotline Calls Answered

Domestic violence hotlines are a lifeline for victims in danger, providing support, information, safety planning, and resources. In the 24-hour survey period, domestic violence programs answered more than 2 hotline calls every hour.

11 Unmet Requests for Services

Many programs reported a critical shortage of funds and staff to assist victims in need of services, such as emergency shelter, housing, transportation, childcare, and legal representation. Of these unmet requests, 4 (36%) were from victims seeking emergency shelter or transitional housing.


Programs were unable to provide services for many reasons:

- 31% reported not enough funding for needed programs and services.
- 31% reported not enough staff.
- 23% reported not enough specialized services.
- 8% reported no available beds or funding for hotels.
- 8% reported limited funding for translators, bilingual staff, or accessible equipment.

85% of Programs Reported Higher Demand for Services

As communities continue to experience job loss and decreased community resources, 85% of programs reported a rise in demand for services, while at the same time 69% of programs reported a decrease in funding.

"Since I've entered shelter, I feel more independent. This process has helped me discover my strengths."



'10

El Censo Nacional de Servicios de Violencia Doméstica Resumen Puerto Rico

El 15 de septiembre de 2010, 13 de los 13, ó 100% de los programas de violencia doméstica identificados en Puerto Rico participaron del Censo Nacional de Servicios de Violencia Doméstica 2010.

303 Víctimas en Un Solo Día

114 víctimas de violencia doméstica encontraron refugio en los albergues de emergencia o viviendas transitorias provistas por los programas locales de violencia doméstica.

189 niños y adultos recibieron servicios no residenciales, incluyendo consejería individual, intercesión legal y grupos de apoyo para niños.

Este gráfico expone el porcentaje de los programas que proveyeron los siguientes servicios en el Día del Censo:

Services Provided by Local Programs:	Sept. 15
Apoyo Individual e Intercesión	100%
Albergue de Emergencia (incluido los hoteles y casas de refugios)	77%
Transportación	54%
Grupo de Apoyo/Intercesión	38%
Servicios Legales/Acompañamiento	31%
Vivienda Transitoria	23%
Representación Legal por un Abogado	23%
Servicios Médicos/Acompañamiento	15%

46 Llamadas a la Línea de Emergencia

Las líneas de emergencia de violencia doméstica son salvaguardas de vida para víctimas en peligro ofreciéndoles apoyo, información, planificación de seguridad y recursos. Durante el periodo de 24 horas del censo, los programas de violencia doméstica contestaron más de 2 llamadas cada hora.

11 Solicitudes de Ayuda No Atendidas

Muchos programas informaron una escasez crítica de fondos y de personal para poder asistir a las víctimas que necesitaban servicios tales como transportación, traducción, cuidado de niñas y niños, consejería de salud mental y abuso de sustancias, y representación legal. 4 de estas necesidades no atendidas fueron solicitudes de víctimas que buscaban albergue de emergencia o vivienda transitoria.


Razones porque no pudieron proveer servicios:

- 31% reported insuficientes fondos para programas y servicios necesitados.
- 31% reported insuficientes empleados.
- 23% reported insuficientes servicios especializados.
- 8% reported no disponibles camas o fondos para hoteles.
- 8% reported fondos limitados para traductores, empleados bilingües, o equipo accesible.

85% de los Programas informan de un aumento de la demanda por servicios

Mientras las comunidades siguen sufriendo la pérdida de empleos y la disminución de recursos comunitarios, 85% de los programas reportaron un aumento en la demanda por servicios, mientras que el 69% de los programas informaron que fondos están disminuyendo.

“Desde que genero mis ingresos me siento mas independiente. Este proceso me ha ayudado a descubrir mis fortalezas.”



NATIONAL NETWORK
TO END DOMESTIC
VIOLENCE

2010 Domestic Violence Counts: A 24-Hour Census of Domestic Violence Shelters and Services

'10

Domestic Violence Counts Rhode Island Summary

On September 15, 2010, 6 out of 6, or 100%, of identified local domestic violence programs in Rhode Island participated in the 2010 National Census of Domestic Violence Services.

273 Victims Served in One Day

67 domestic violence victims found refuge in emergency shelters or transitional housing provided by local domestic violence programs.

206 adults and children received non-residential assistance and services, including individual counseling, legal advocacy, and children's support groups.

This chart shows the percentage of programs that provided the following services on the Census Day.

Services Provided by Local Programs:	Sept. 15
Individual Support or Advocacy	100%
Court/Legal Accompaniment/Advocacy	100%
Group Support or Advocacy	67%
Children's Support or Advocacy	67%
Transitional Housing	50%
Advocacy/Support to Teen Victims of Dating Violence	33%
Financial Skills/Budgeting	33%
Adult Therapy/Counseling (by a licensed practitioner)	17%

109 Hotline Calls Answered

Domestic violence hotlines are a lifeline for victims in danger, providing support, information, safety planning, and resources. In the 24-hour survey period, domestic violence programs answered more than 4 hotline calls every hour.

60 Unmet Requests for Services

Many programs reported a critical shortage of funds and staff to assist victims in need of services, such as emergency shelter, housing, transportation, childcare, and legal representation. Of these unmet requests, 20 (33%) were from victims seeking emergency shelter or transitional housing.


Programs were unable to provide services for many reasons:

- 50% reported not enough funding for needed programs and services.
- 50% reported not enough specialized services.
- 33% reported no available beds or funding for hotels.
- 17% reported not enough staff.

83% of Programs Reported Higher Demand for Services

As communities continue to experience job loss and decreased community resources, 83% of programs reported a rise in demand for services, while at the same time 100% of programs reported a decrease in funding.

"We only scratch at the surface of the problem of domestic violence. We need to change norms and standards in our society where victims don't have to leave everything behind or get an order of protection simply to be safe. The victim has done nothing wrong. We need to hold abusers accountable, inconvenienced, and humbled for their crimes."



NATIONAL NETWORK
TO END DOMESTIC
VIOLENCE

2010 Domestic Violence Counts: A 24-Hour Census of Domestic Violence Shelters and Services

'10

Domestic Violence Counts South Carolina Summary

On September 15, 2010, 13 out of 13, or 100%, of identified local domestic violence programs in South Carolina participated in the 2010 National Census of Domestic Violence Services.

585 Victims Served in One Day

403 domestic violence victims found refuge in emergency shelters or transitional housing provided by local domestic violence programs.

182 adults and children received non-residential assistance and services, including individual counseling, legal advocacy, and children's support groups.

This chart shows the percentage of programs that provided the following services on the Census Day.

Services Provided by Local Programs:	Sept. 15
Individual Support or Advocacy	100%
Emergency Shelter (including hotels/safe houses)	100%
Transportation	69%
Adult Therapy/Counseling (by a licensed practitioner)	54%
Rural Outreach	54%
Court/Legal Accompaniment/Advocacy	46%
Advocacy Related to Housing Office/Landlord	46%
Advocacy Related to Immigration	46%

95 Hotline Calls Answered

Domestic violence hotlines are a lifeline for victims in danger, providing support, information, safety planning, and resources. In the 24-hour survey period, domestic violence programs answered more than 3 hotline calls every hour.

41 Unmet Requests for Services

Many programs reported a critical shortage of funds and staff to assist victims in need of services, such as emergency shelter, housing, transportation, childcare, and legal representation. Of these unmet requests, 21 (51%) were from victims seeking emergency shelter or transitional housing.


Programs were unable to provide services for many reasons:

- 46% reported not enough funding for needed programs and services.
- 46% reported not enough specialized services.
- 23% reported no available beds or funding for hotels.
- 15% reported limited funding for translators, bilingual staff, or accessible equipment.
- 8% reported not enough staff.

85% of Programs Reported Higher Demand for Services

As communities continue to experience job loss and decreased community resources, 85% of programs reported a rise in demand for services.

"On the survey day we worked with a survivor to achieve her dream of returning to college, helped a survivor in a contempt hearing because her abuser was not paying child support, and provided a survivor with individual counseling to help her feel more calm and focused so she can face her abuser in court without fear."



NATIONAL NETWORK
TO END DOMESTIC
VIOLENCE

2010 Domestic Violence Counts: A 24-Hour Census of Domestic Violence Shelters and Services

'10 Domestic Violence Counts South Dakota Summary

On September 15, 2010, 21 out of 37, or 57%, of identified local domestic violence programs in South Dakota participated in the 2010 National Census of Domestic Violence Services. The following figures represent the information provided by 21 participating programs about services provided during the 24-hour survey period.

477 Victims Served in One Day

212 domestic violence victims found refuge in emergency shelters or transitional housing provided by local domestic violence programs.

265 adults and children received non-residential assistance and services, including individual counseling, legal advocacy, and children's support groups.

This chart shows the percentage of programs that provided the following services on the Census Day.

Services Provided by Local Programs:	Sept. 15
Individual Support or Advocacy	95%
Emergency Shelter (including hotels/safe houses)	76%
Transportation	67%
Children's Support or Advocacy	52%
Rural Outreach	38%
Court/Legal Accompaniment/Advocacy	33%
Group Support or Advocacy	19%
Advocacy/Support to Teen Victims of Dating Violence	10%

155 Hotline Calls Answered

Domestic violence hotlines are a lifeline for victims in danger, providing support, information, safety planning, and resources. In the 24-hour survey period, domestic violence programs answered more than 6 hotline calls every hour.

106 Unmet Requests for Services

Many programs reported a critical shortage of funds and staff to assist victims in need of services, such as emergency shelter, housing, transportation, childcare, and legal representation. Of these unmet requests, 98 (92%) were from victims seeking emergency shelter or transitional housing.


Programs were unable to provide services for many reasons:

- 48% reported not enough funding for needed programs and services.
- 29% reported not enough staff.
- 29% reported not enough specialized services.
- 19% reported no available beds or funding for hotels.
- 10% reported limited funding for translators, bilingual staff, or accessible equipment.

86% of Programs Reported Higher Demand for Services

As communities continue to experience job loss and decreased community resources, 86% of programs reported a rise in demand for services, while at the same time 76% of programs reported a decrease in funding.

"On the survey day, we were happy to be able to get the electricity turned on for two survivors so they and their children now have a safe place to live. Unfortunately, we didn't have room for another survivor and her baby, but we were able to put them in a hotel room for the night."



'10 Domestic Violence Counts Tennessee Summary

On September 15, 2010, 32 out of 32, or 100%, of identified local domestic violence programs in Tennessee participated in the 2010 National Census of Domestic Violence Services.

1,002 Victims Served in One Day

433 domestic violence victims found refuge in emergency shelters or transitional housing provided by local domestic violence programs.

569 adults and children received non-residential assistance and services, including individual counseling, legal advocacy, and children's support groups.

This chart shows the percentage of programs that provided the following services on the Census Day.

Services Provided by Local Programs:	Sept. 15
Individual Support or Advocacy	97%
Emergency Shelter (including hotels/safe houses)	81%
Court/Legal Accompaniment/Advocacy	66%
Children's Support or Advocacy	56%
Transportation	53%
Transitional Housing	41%
Advocacy Related to Housing Office/Landlord	41%
Rural Outreach	41%

367 Hotline Calls Answered

Domestic violence hotlines are a lifeline for victims in danger, providing support, information, safety planning, and resources. In the 24-hour survey period, domestic violence programs answered more than 15 hotline calls every hour.

68 Unmet Requests for Services

Many programs reported a critical shortage of funds and staff to assist victims in need of services, such as emergency shelter, housing, transportation, childcare, and legal representation. Of these unmet requests, 56 (82%) were from victims seeking emergency shelter or transitional housing.


Programs were unable to provide services for many reasons:

- 34% reported not enough funding for needed programs and services.
- 25% reported no available beds or funding for hotels.
- 16% reported not enough staff.
- 13% reported not enough specialized services.
- 6% reported limited funding for translators, bilingual staff, or accessible equipment.

75% of Programs Reported Higher Demand for Services

As communities continue to experience job loss and decreased community resources, 75% of programs reported a rise in demand for services, while at the same time 81% of programs reported a decrease in funding.

"We provided support and education to the Blue Cross Blue Shield in responding to a domestic violence murder in their community. They have over 4,000 employees and have made a commitment to raise awareness of domestic violence and respond to victims in their work force."



'10

Domestic Violence Counts Texas Summary

On September 15, 2010, 87 out of 105, or 83%, of identified local domestic violence programs in Texas participated in the 2010 National Census of Domestic Violence Services. The following figures represent the information provided by 87 participating programs about services provided during the 24-hour survey period.

6,061 Victims Served in One Day

3,758 domestic violence victims found refuge in emergency shelters or transitional housing provided by local domestic violence programs.

2,303 adults and children received non-residential assistance and services, including individual counseling, legal advocacy, and children's support groups.

This chart shows the percentage of programs that provided the following services on the Census Day.

Services Provided by Local Programs:	Sept. 15
Emergency Shelter (including hotels/safe houses)	79%
Children's Support or Advocacy	62%
Transportation	61%
Bilingual Advocacy (services by a bilingual advocate)	56%
Job Training/Employment Assistance	31%
Legal Representation by an Attorney	20%
Translation/Interpretation Services (3rd party translator with an advocate)	17%
Advocacy with the Military	5%

1,987 Hotline Calls Answered

Domestic violence hotlines are a lifeline for victims in danger, providing support, information, safety planning, and resources. In the 24-hour survey period, domestic violence programs answered more than 82 hotline calls every hour.

523 Unmet Requests for Services

Many programs reported a critical shortage of funds and staff to assist victims in need of services, such as emergency shelter, housing, transportation, childcare, and legal representation. Of these unmet requests, 312 (60%) were from victims seeking emergency shelter or transitional housing.


Programs were unable to provide services for many reasons:

- 41% reported not enough funding for needed programs and services.
- 32% reported not enough staff.
- 26% reported not enough specialized services.
- 17% reported no available beds or funding for hotels.
- 9% reported limited funding for translators, bilingual staff, or accessible equipment.

86% of Programs Reported Higher Demand for Services

As communities continue to experience job loss and decreased community resources, 86% of programs reported a rise in demand for services, while at the same time 70% of programs reported a decrease in funding.

"A survivor we have been working with just put a deposit down on a 4-bedroom house and is in the process of getting the utilities turned on. She was so excited because it's a really nice house for her kids and their four dogs."



NATIONAL NETWORK
TO END DOMESTIC
VIOLENCE

2010 Domestic Violence Counts: A 24-Hour Census of Domestic Violence Shelters and Services

'10

Domestic Violence Counts Utah Summary

On September 15, 2010, 16 out of 16, or 100%, of identified local domestic violence programs in Utah participated in the 2010 National Census of Domestic Violence Services.

805 Victims Served in One Day

562 domestic violence victims found refuge in emergency shelters or transitional housing provided by local domestic violence programs.

243 adults and children received non-residential assistance and services, including individual counseling, legal advocacy, and children's support groups.

This chart shows the percentage of programs that provided the following services on the Census Day.

Services Provided by Local Programs:	Sept. 15
Emergency Shelter (including hotels/safe houses)	94%
Transitional Housing	50%
Advocacy Related to Mental Health	44%
Group Support or Advocacy	44%
Transportation	38%
Childcare/Daycare	25%
Advocacy Related to Housing Office/Landlord	25%
Job Training/Employment Assistance	19%

217 Hotline Calls Answered

Domestic violence hotlines are a lifeline for victims in danger, providing support, information, safety planning, and resources. In the 24-hour survey period, domestic violence programs answered more than 9 hotline calls every hour.

78 Unmet Requests for Services

Many programs reported a critical shortage of funds and staff to assist victims in need of services, such as emergency shelter, housing, transportation, childcare, and legal representation. Of these unmet requests, 77 (99%) were from victims seeking emergency shelter or transitional housing.


Programs were unable to provide services for many reasons:

- 44% reported not enough funding for needed programs and services.
- 44% reported not enough specialized services.
- 25% reported no available beds or funding for hotels.
- 13% reported not enough staff.

75% of Programs Reported Higher Demand for Services

As communities continue to experience job loss and decreased community resources, 75% of programs reported a rise in demand for services.

"Funding cuts make it extremely hard to help victims. Keeping well trained and passionate long-term employees with the little we can pay them is a huge challenge."



NATIONAL NETWORK
TO END DOMESTIC
VIOLENCE

2010 Domestic Violence Counts: A 24-Hour Census of Domestic Violence Shelters and Services

'10

Domestic Violence Counts Virginia Summary

On September 15, 2010, 48 out of 48, or 100%, of identified local domestic violence programs in Virginia participated in the 2010 National Census of Domestic Violence Services.

1,327 Victims Served in One Day

723 domestic violence victims found refuge in emergency shelters or transitional housing provided by local domestic violence programs.

604 adults and children received non-residential assistance and services, including individual counseling, legal advocacy, and children's support groups.

This chart shows the percentage of programs that provided the following services on the Census Day.

Services Provided by Local Programs:	Sept. 15
Emergency Shelter (including hotels/safe houses)	83%
Children's Support or Advocacy	77%
Court/Legal Accompaniment/Advocacy	58%
Bilingual Advocacy (services by a bilingual advocate)	31%
Transitional Housing	31%
Job Training/Employment Assistance	29%
Advocacy Related to Immigration	23%
Advocacy/Support to Teen Victims of Dating Violence	19%

606 Hotline Calls Answered

Domestic violence hotlines are a lifeline for victims in danger, providing support, information, safety planning, and resources. In the 24-hour survey period, domestic violence programs answered more than 25 hotline calls every hour.

359 Unmet Requests for Services

Many programs reported a critical shortage of funds and staff to assist victims in need of services, such as emergency shelter, housing, transportation, childcare, and legal representation. Of these unmet requests, 166 (46%) were from victims seeking emergency shelter or transitional housing.


Programs were unable to provide services for many reasons:

- 40% reported no available beds or funding for hotels.
- 38% reported not enough funding for needed programs and services.
- 27% reported not enough specialized services.
- 27% reported not enough staff.
- 10% reported limited funding for translators, bilingual staff, or accessible equipment.

85% of Programs Reported Higher Demand for Services

As communities continue to experience job loss and decreased community resources, 85% of programs reported a rise in demand for services, while at the same time 83% of programs reported a decrease in funding.

"After months of worrying, a survivor decided not to go back to her abuser. She now believes that the options and resources available to her and her family are better than returning to her abuser."



NATIONAL NETWORK
TO END DOMESTIC
VIOLENCE

2010 Domestic Violence Counts: A 24-Hour Census of Domestic Violence Shelters and Services

'10

Domestic Violence Counts Virgin Islands Summary

On September 15, 2010, 2 out of 3, or 67%, of identified local domestic violence programs in Virgin Islands participated in the 2010 National Census of Domestic Violence Services. The following figures represent the information provided by 2 participating programs about services provided during the 24-hour survey period.

72 Victims Served in One Day

53 domestic violence victims found refuge in emergency shelters or transitional housing provided by local domestic violence programs.

19 adults and children received non-residential assistance and services, including individual counseling, legal advocacy, and children's support groups.

This chart shows the percentage of programs that provided the following services on the Census Day.

Services Provided by Local Programs:	Sept. 15
Individual Support or Advocacy	100%
Group Support or Advocacy	100%
Emergency Shelter (including hotels/safe houses)	50%
Transitional Housing	50%
Court/Legal Accompaniment/Advocacy	50%
Advocacy Related to Housing Office/Landlord	50%
Advocacy Related to Child Welfare/Protective Services	50%
Advocacy Related to Immigration	50%
Bilingual Advocacy (services by a bilingual advocate)	50%

2 Hotline Calls Answered

Domestic violence hotlines are a lifeline for victims in danger, providing support, information, safety planning, and resources.

20 Educated in Prevention and Education Trainings

On the survey day, 20 individuals in communities across the Virgin Islands attended 2 trainings sessions provided by local domestic violence programs, gaining much needed information on domestic violence prevention and early intervention.


100% of Programs Reported Increases in Demand for Services

As communities continue to experience job loss and decreased community resources, 100% of programs reported a rise in demand for services, while at the same time programs reported a decrease in both government grants and private funding.

50% of Programs Reported Decreases in Community Resources

For many survivors, moving on from domestic violence often requires community support and resources. Yet 50% of programs reported decreases in community resources available to survivors. Without community resources to support the work that programs do, programs provide those services to survivors, often with insufficient staffing and funding.

"A survivor, who has been waiting since 2009 for her abuser to stand trial, was notified by the U.S. Marshalls that she would be appearing in court. Court proceedings often take a long time."



NATIONAL NETWORK
TO END DOMESTIC
VIOLENCE

2010 Domestic Violence Counts: A 24-Hour Census of Domestic Violence Shelters and Services

'10

Domestic Violence Counts Vermont Summary

On September 15, 2010, 13 out of 13, or 100%, of identified local domestic violence programs in Virginia participated in the 2010 National Census of Domestic Violence Services.

282 Victims Served in One Day

132 domestic violence victims found refuge in emergency shelters or transitional housing provided by local domestic violence programs.

150 adults and children received non-residential assistance and services, including individual counseling, legal advocacy, and children's support groups.

This chart shows the percentage of programs that provided the following services on the Census Day.

Services Provided by Local Programs:	Sept. 15
Advocacy Related to Housing Office/Landlord	69%
Advocacy Related to Public Benefits/TANF/Welfare	62%
Emergency Shelter (including hotels/safe houses)	62%
Transitional Housing	54%
Court/Legal Accompaniment/Advocacy	54%
Children's Support or Advocacy	46%
Advocacy Related to Disability Issues	23%
Advocacy Related to Mental Health	23%

153 Hotline Calls Answered

Domestic violence hotlines are a lifeline for victims in danger, providing support, information, safety planning, and resources. In the 24-hour survey period, domestic violence programs answered more than 6 hotline calls every hour.

19 Unmet Requests for Services

Many programs reported a critical shortage of funds and staff to assist victims in need of services, such as emergency shelter, housing, transportation, childcare, and legal representation. Of these unmet requests, 9 (47%) were from victims seeking emergency shelter or transitional housing.

Programs were unable to provide services for many reasons:

- 62% reported not enough funding for needed programs and services.
- 31% reported not enough staff.
- 23% reported not enough specialized services.
- 15% reported no available beds or funding for hotels.
- 8% reported limited funding for translators, bilingual staff, or accessible equipment.

85% of Programs Reported Higher Demand for Services

As communities continue to experience job loss and decreased community resources, 85% of programs reported a rise in demand for services, while at the same time 69% of programs reported a decrease in funding.

"A victim with disabilities was able to find temporary housing; meanwhile, we collaborated with local agencies and were able to help her secure permanent housing."

'10

Domestic Violence Counts Washington Summary

On September 15, 2010, 53 out of 54, or 98%, of identified local domestic violence programs in Washington participated in the 2010 National Census of Domestic Violence Services. The following figures represent the information provided by 53 participating programs about services provided during the 24-hour survey period.

1,896 Victims Served in One Day

950 domestic violence victims found refuge in emergency shelters or transitional housing provided by local domestic violence programs.

946 adults and children received non-residential assistance and services, including individual counseling, legal advocacy, and children's support groups.

This chart shows the percentage of programs that provided the following services on the Census Day.

Services Provided by Local Programs:	Sept. 15
Individual Support or Advocacy	94%
Emergency Shelter (including hotels/safe houses)	77%
Court/Legal Accompaniment/Advocacy	66%
Advocacy Related to Public Benefits/TANF/Welfare	51%
Advocacy Related to Housing Office/Landlord	49%
Children's Support or Advocacy	47%
Group Support or Advocacy	43%
Advocacy/Support to Teen Victims of Dating Violence	11%

760 Hotline Calls Answered

Domestic violence hotlines are a lifeline for victims in danger, providing support, information, safety planning, and resources. In the 24-hour survey period, domestic violence programs answered more than 31 hotline calls every hour.

862 Unmet Requests for Services

Many programs reported a critical shortage of funds and staff to assist victims in need of services, such as emergency shelter, housing, transportation, childcare, and legal representation. Of these unmet requests, 556 (65%) were from victims seeking emergency shelter or transitional housing.


Programs were unable to provide services for many reasons:

- 38% reported not enough funding for needed programs and services.
- 36% reported no available beds or funding for hotels.
- 28% reported not enough staff.
- 25% reported not enough specialized services.
- 8% reported limited funding for translators, bilingual staff, or accessible equipment.

81% of Programs Reported Higher Demand for Services

As communities continue to experience job loss and decreased community resources, 81% of programs reported a rise in demand for services, while at the same time 62% of programs reported a decrease in funding.

"One of our former shelter residents called us today. She wanted to let us know that she was doing well and to thank us because we were the first people to believe in her. She says that we are the reason that she is where she is today."



NATIONAL NETWORK
TO END DOMESTIC
VIOLENCE

2010 Domestic Violence Counts: A 24-Hour Census of Domestic Violence Shelters and Services

'10

Domestic Violence Counts Wisconsin Summary

On September 15, 2010, 58 out of 72, or 81%, of identified local domestic violence programs in Wisconsin participated in the 2010 National Census of Domestic Violence Services. The following figures represent the information provided by 58 participating programs about services provided during the 24-hour survey period.

1,499 Victims Served in One Day

787 domestic violence victims found refuge in emergency shelters or transitional housing provided by local domestic violence programs.

712 adults and children received non-residential assistance and services, including individual counseling, legal advocacy, and children's support groups.

This chart shows the percentage of programs that provided the following services on the Census Day.

Services Provided by Local Programs:	Sept. 15
Individual Support or Advocacy	88%
Emergency Shelter (including hotels/safe houses)	57%
Children's Support or Advocacy	53%
Court/Legal Accompaniment/Advocacy	36%
Group Support or Advocacy	34%
Job Training/Employment Assistance	24%
Financial Skills/Budgeting	19%
Advocacy/Support to Teen Victims of Dating Violence	10%

511 Hotline Calls Answered

Domestic violence hotlines are a lifeline for victims in danger, providing support, information, safety planning, and resources. In the 24-hour survey period, domestic violence programs answered more than 21 hotline calls every hour.

146 Unmet Requests for Services

Many programs reported a critical shortage of funds and staff to assist victims in need of services, such as emergency shelter, housing, transportation, childcare, and legal representation. Of these unmet requests, 101 (69%) were from victims seeking emergency shelter or transitional housing.


Programs were unable to provide services for many reasons:

- 31% reported not enough funding for needed programs and services.
- 24% reported not enough staff.
- 16% reported not enough specialized services.
- 12% reported no available beds or funding for hotels.
- 7% reported limited funding for translators, bilingual staff, or accessible equipment.

74% of Programs Reported Higher Demand for Services

As communities continue to experience job loss and decreased community resources, 74% of programs reported a rise in demand for services, while at the same time 66% of programs reported a decrease in funding.

"When she first entered shelter, this survivor was really quiet and withdrawn. But after a few days of working with our staff and establishing her needs and goals, it was as if she was a new person. She was smiling and happy. She stated, 'I feel confident. I feel safe, and I know I'm in the right place.'"



NATIONAL NETWORK
TO END DOMESTIC
VIOLENCE

2010 Domestic Violence Counts: A 24-Hour Census of Domestic Violence Shelters and Services

'10

Domestic Violence Counts West Virginia Summary

On September 15, 2010, 14 out of 14, or 100%, of identified local domestic violence programs in West Virginia participated in the 2010 National Census of Domestic Violence Services.

579 Victims Served in One Day

168 domestic violence victims found refuge in emergency shelters or transitional housing provided by local domestic violence programs.

411 adults and children received non-residential assistance and services, including individual counseling, legal advocacy, and children's support groups.

This chart shows the percentage of programs that provided the following services on the Census Day.

Services Provided by Local Programs:	Sept. 15
Individual Support or Advocacy	100%
Emergency Shelter (including hotels/safe houses)	93%
Court/Legal Accompaniment/Advocacy	93%
Rural Outreach	64%
Advocacy Related to Public Benefits/TANF/Welfare	64%
Advocacy Related to Housing Office/Landlord	64%
Transportation	57%
Advocacy Related to Mental Health	50%

207 Hotline Calls Answered

Domestic violence hotlines are a lifeline for victims in danger, providing support, information, safety planning, and resources. In the 24-hour survey period, domestic violence programs answered more than 8 hotline calls every hour.

2 Unmet Requests for Services

Many programs reported a critical shortage of funds and staff to assist victims in need of services, such as emergency shelter, housing, transportation, childcare, and legal representation.


Programs were unable to provide services for many reasons:

- 43% reported not enough specialized services.
- 21% reported not enough funding for needed programs and services.
- 14% reported limited funding for translators, bilingual staff, or accessible equipment.
- 7% reported not enough staff.

100% of Programs Reported Higher Demand for Services

As communities continue to experience job loss and decreased community resources, 100% of programs reported a rise in demand for services, while at the same time 93% of programs reported a decrease in funding.

"We need more resources—more housing, education, support services, treatment options for mental health and substance abuse, and improved access to preventative healthcare for survivors."



NATIONAL NETWORK
TO END DOMESTIC
VIOLENCE

2010 Domestic Violence Counts: A 24-Hour Census of Domestic Violence Shelters and Services

'10 Domestic Violence Counts Wyoming Summary

On September 15, 2010, 24 out of 24, or 100%, of identified local domestic violence programs in Wyoming participated in the 2010 National Census of Domestic Violence Services.

286 Victims Served in One Day

112 domestic violence victims found refuge in emergency shelters or transitional housing provided by local domestic violence programs.

174 adults and children received non-residential assistance and services, including individual counseling, legal advocacy, and children's support groups.

This chart shows the percentage of programs that provided the following services on the Census Day.

Services Provided by Local Programs:	Sept. 15
Individual Support or Advocacy	88%
Emergency Shelter (including hotels/safe houses)	50%
Court/Legal Accompaniment/Advocacy	46%
Children's Support or Advocacy	38%
Transportation	29%
Rural Outreach	25%
Advocacy/Support to Teen Victims of Dating Violence	13%
Advocacy Related to Immigration	8%

102 Hotline Calls Answered

Domestic violence hotlines are a lifeline for victims in danger, providing support, information, safety planning, and resources. In the 24-hour survey period, domestic violence programs answered more than 4 hotline calls every hour.

24 Unmet Requests for Services

Many programs reported a critical shortage of funds and staff to assist victims in need of services, such as emergency shelter, housing, transportation, childcare, and legal representation.

Programs were unable to provide services for many reasons:

- 17% reported not enough funding for needed programs and services.
- 13% reported limited funding for translators, bilingual staff, or accessible equipment.
- 4% reported not enough staff.
- 4% reported not enough specialized services.

83% of Programs Reported Higher Demand for Services

As communities continue to experience job loss and decreased community resources, 83% of programs reported a rise in demand for services, while at the same time 58% of programs reported a decrease in funding.

"After 19 years of abuse, a survivor found the strength to seek help and the courage to leave a very unsafe situation."

