

# Coalition Budget & Funding

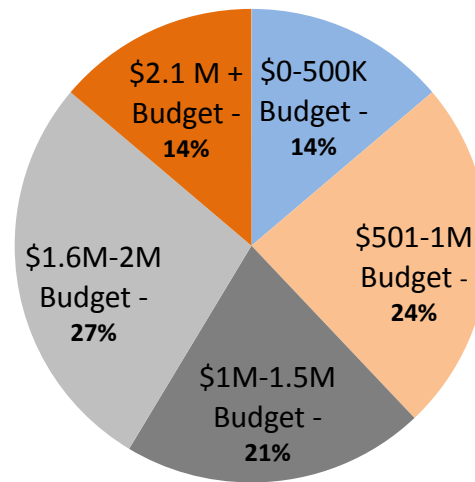


## Coalition Budget

**Summary of Results:** The largest proportion of respondents (27%) stated that the coalition had a budget between \$1.6 million - \$2 million per year. Only 14% of respondents reported that they had an annual budget of \$500,000 or less or \$2.1 million or more. Below you will find the total percentages of each annual budget range, as well as a list by state/territory that indicates the annual budget, DV budget, SA Budget (if applicable), and percentage of both DV and SA money passed through of each coalition.

| Average     | Range                    | # of Entries |
|-------------|--------------------------|--------------|
| \$1,961,918 | \$380,000 - \$11,400,000 | 30           |

### What is the Coalition's Total Annual Budget?



\*There were 40 responses to this question

## Coalition Budget by State/Territory

| Coalition | Total Budget | DV Budget   | % of DV pass thru | SV Budget | % of SV pass thru |
|-----------|--------------|-------------|-------------------|-----------|-------------------|
| AZ        | \$1,792,627  | \$1,507,177 | 12.61%            | \$285,450 |                   |
| CA        | \$1,666,000  | \$1,666,000 | 10%               |           |                   |
| CT        | \$11,400,000 |             | 80%               |           |                   |
| GA        | \$1,418,639  | \$1,318,000 | 32%               |           |                   |
| GU        | \$609,361    | \$451,035   | 0%                | \$158,326 |                   |
| HI        | \$380,000    | \$0         | 0%                |           |                   |
| IA        | \$1,597,171  | \$1,107,737 |                   |           |                   |
| IL        | \$5,316,290  | \$812,325   | 81%               |           |                   |
| IN        | \$1,200,000  | \$900,000   | 10%               | \$300,000 | 15%               |
| KS        | \$1,840,000  |             |                   |           |                   |
| KY        | \$9,583,180  | \$9,583,180 | 79%               |           |                   |
| LA        | \$550,000    |             |                   |           |                   |
| MA        | \$1,200,000  | \$600,000   |                   | \$600,000 |                   |
| MD        | \$1,953,628  | \$1,953,628 |                   |           |                   |
| MN        | \$1,000,000  | \$1,000,000 | 8%                | o         |                   |
| MP        | \$400,000    | \$300,000   |                   | \$100,000 |                   |
| MS        | \$450,000    |             |                   |           |                   |
| ND        | \$2,100,000  | \$750,000   | 36%               | \$90,000  |                   |
| NE        | \$1,394,392  | \$520,917   |                   | \$881,661 | 58%               |
| NJ        | \$2,100,000  | \$1,200,000 | 43%               |           |                   |
| NM        | \$1,400,000  | \$644,544   |                   |           |                   |
| NV        | \$1,966,000  | \$1,750,000 | 65%               |           |                   |
| OH        | \$1,302,370  | \$1,302,370 | 37%               |           |                   |

| Key - TOTAL |
|-------------|
| \$0-500K    |
| \$501K-\$1M |
| \$1.1M-1.5M |
| \$1.6-2M    |
| \$2.1M +    |



## Coalition Budget by State/Territory (continued...)

| Coalition | Total Budget | DV Budget   | % of DV pass thru | SV Budget | % of SV pass thru |
|-----------|--------------|-------------|-------------------|-----------|-------------------|
| OK        | \$543,000    | \$273,500   |                   | \$131,400 |                   |
| RI        | \$1,000,000  | \$2,500,000 | 70%               |           |                   |
| SD        | \$515,330    |             |                   |           |                   |
| VA        | \$1,600,000  | \$900,000   |                   | \$700,000 |                   |
| VI        | \$386,775    | 52%         |                   |           |                   |
| WV        | \$580,836    | \$485,715   | 41%               |           |                   |
| WY        | \$1,611,955  | \$672,617   | 3.67%             | \$939,338 | 2.66%             |

| Key - TOTAL |
|-------------|
| \$0-500K    |
| \$501K-\$1M |
| \$1.1M-1.5M |
| \$1.6-2M    |
| \$2.1M +    |



# Coalition Budget by State/Territory

KEY: Blank = no info

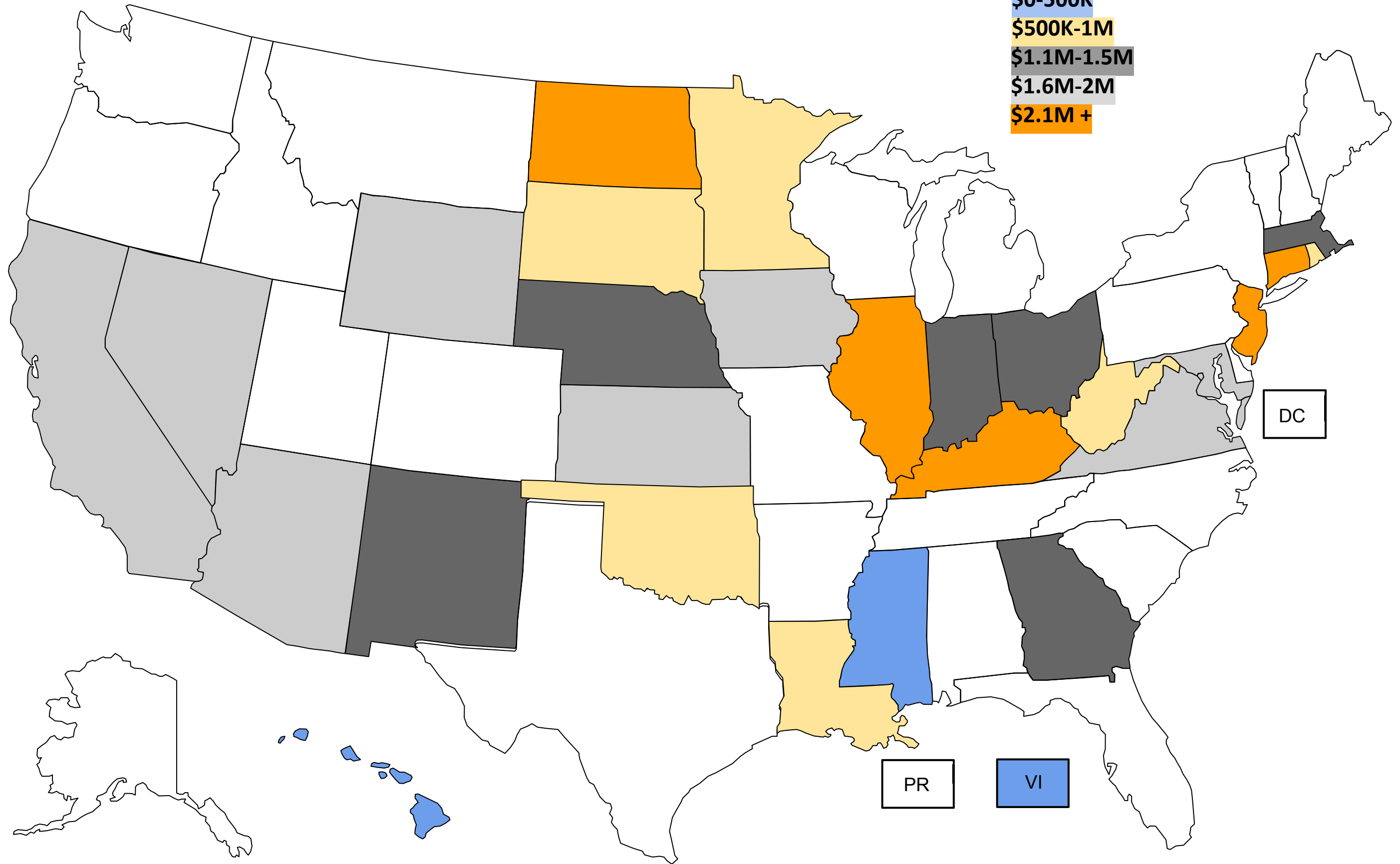
\$0-500K

\$500K-1M

\$1.1M-1.5M

\$1.6M-2M

\$2.1M +

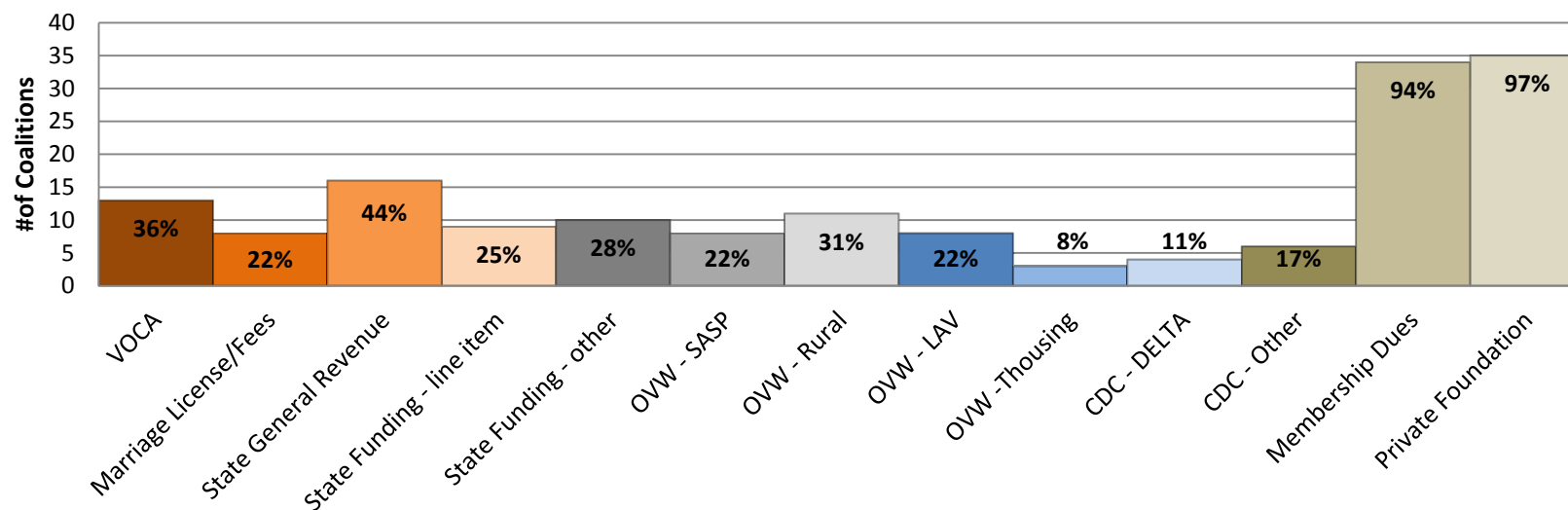


GU MP AS

## Coalition Funding Sources

**Summary of Results:** All state/territory coalitions receive Family Violence Prevention Services Act (FVSPA) and Office on Violence against Women (OVW) coalition grants. For this directory, we wanted to know more about the other sources of funding for coalitions. A large proportion of respondents (97%) stated that they received Privation Foundation funding. What is not known is the percentage of Private Foundation funding to total budget or how much of this is passed through to local programs. A large proportion of coalitions (94%) stated that they also receive funding from Membership Dues. On the following page, you will find the total percentage of coalitions that receive each funding source in the bar and total number of coalitions that receive each funding source in the vertical axis. Some coalitions specified their “State Funding – other” response or listed additional funding sources that we did not list, all of which are included in the table.

### Other than FVPSA and OVW Coalition Grants, what other Funding Sources does your Coalition Receive?



\*There were 36 responses to this question



**Summary of Results:** Some coalitions specified their “State Funding – other” response or listed additional funding sources that we did not list, all of which are included in the table below.

| <b>State Funding – Other &amp; Other Funding Sources (specified):</b> |   |
|---|---|
| AZ  | Department of Economic Security, Arizona Criminal Justice Commission.                   |
| GA  | OVW Disabilities  |
| IL  | Attorney General Victim of Crime Victim Assistance                                      |
| IN  | Donation, employee campaigns, special events, Department of correction                  |
| KS  | Individual donations  |
| KY  | SSBG through state, VAWA STOP grant   |
| LA  | Tax check refund donation and license plate specialty fees                              |
| MA  | Individual donors, corporate sponsorships   |
| MD  | Direct Federal: OVW HPDI, OVW-TA LAP; Through State: VAWA (2), BJAG; Fundraising/Events |
| MN  | Corporate support, individual donations, OVW GTEA, project connect                      |
| MP  | Fundraising   |
| MT  | Contract with State FVPSA office; Contract with AG's office funded by GTEAP             |
| NM  | Training fees   |
| OH  | State funding: state crime victims assistance, FVPSA and VAWA                           |
| OK  | Oklahoma State department of Health - Rape Prevention Funds                             |
| VA  | CDC RPE and PHHS; SSBG; OVW GTEA; variety of other contracts                            |
| VT  | State Contracts   |
| WV  | OVW Abuse in Later Life, OVW Grants to Encourage Arrest                                 |



## Coalition Funding Sources by State/Territory

| Coalition | VOCA | Marr. Licenses/ fees | State General Rev. | State Funding: Line Item | State Funding: Other | OVW: SASP | OVW: Rural | OVW: LAV | OVW: T- Housing | CDC: DELTA | CDC: Other | Membr. Dues | Private Found. - Grants |
|-----------|------|----------------------|--------------------|--------------------------|----------------------|-----------|------------|----------|-----------------|------------|------------|-------------|-------------------------|
| AR        |      | X                    |                    |                          |                      |           |            |          |                 |            |            | X           | X                       |
| AZ        | X    |                      |                    |                          | X                    | X         |            |          |                 |            |            | X           | X                       |
| CA        |      |                      | X                  |                          |                      |           |            |          |                 | X          |            | X           | X                       |
| CT        | X    | X                    | X                  |                          | X                    |           | X          | X        | X               |            |            | X           | X                       |
| GA        |      |                      |                    |                          |                      |           |            |          |                 |            |            | X           | X                       |
| GU        |      |                      |                    |                          |                      |           |            |          |                 |            | X          |             | X                       |
| HI        |      |                      |                    |                          |                      |           |            |          |                 |            |            | X           | X                       |
| IA        |      |                      | X                  |                          |                      |           | X          | X        |                 |            |            | X           | X                       |
| IL        | X    |                      | X                  | X                        |                      |           |            |          |                 |            |            | X           | X                       |
| IN        | X    | X                    | X                  | X                        |                      |           |            |          |                 | X          | X          | X           | X                       |
| KS        |      | X                    | X                  |                          |                      | X         | X          | X        |                 |            |            | X           | X                       |
| KY        |      | X                    | X                  | X                        | X                    |           |            |          | X               |            |            | X           | X                       |
| LA        | X    |                      |                    |                          | X                    |           |            |          |                 |            |            | X           | X                       |
| MA        |      |                      |                    | X                        |                      | X         |            |          |                 |            |            | X           | X                       |
| MD        | X    |                      |                    |                          |                      |           |            |          |                 |            |            | X           | X                       |
| ME        | X    |                      | X                  |                          |                      |           | X          |          |                 |            |            | X           | X                       |
| MN        |      |                      | X                  |                          |                      |           |            |          |                 |            |            | X           | X                       |
| MP        |      |                      |                    |                          |                      |           |            |          |                 |            |            | X           | X                       |
| MS        |      |                      |                    |                          | X                    |           |            |          |                 |            |            | X           | X                       |
| MT        |      |                      |                    |                          |                      |           | X          | X        |                 |            |            | X           | X                       |
| ND        | X    | X                    |                    |                          |                      |           | X          |          |                 |            |            | X           | X                       |
| NE        | X    |                      | X                  |                          |                      | X         | X          |          |                 |            | X          | X           | X                       |
| NJ        |      | X                    | X                  | X                        |                      |           |            |          |                 |            |            | X           | X                       |
| NM        |      |                      |                    | X                        |                      |           |            |          |                 |            |            | X           | X                       |
| NV        | X    |                      |                    |                          | X                    |           | X          |          | X               |            |            | X           | X                       |
| OH        | X    |                      |                    |                          | X                    |           |            | X        |                 | X          |            | X           | X                       |





## Coalition Funding Sources by State/Territory (continued...)

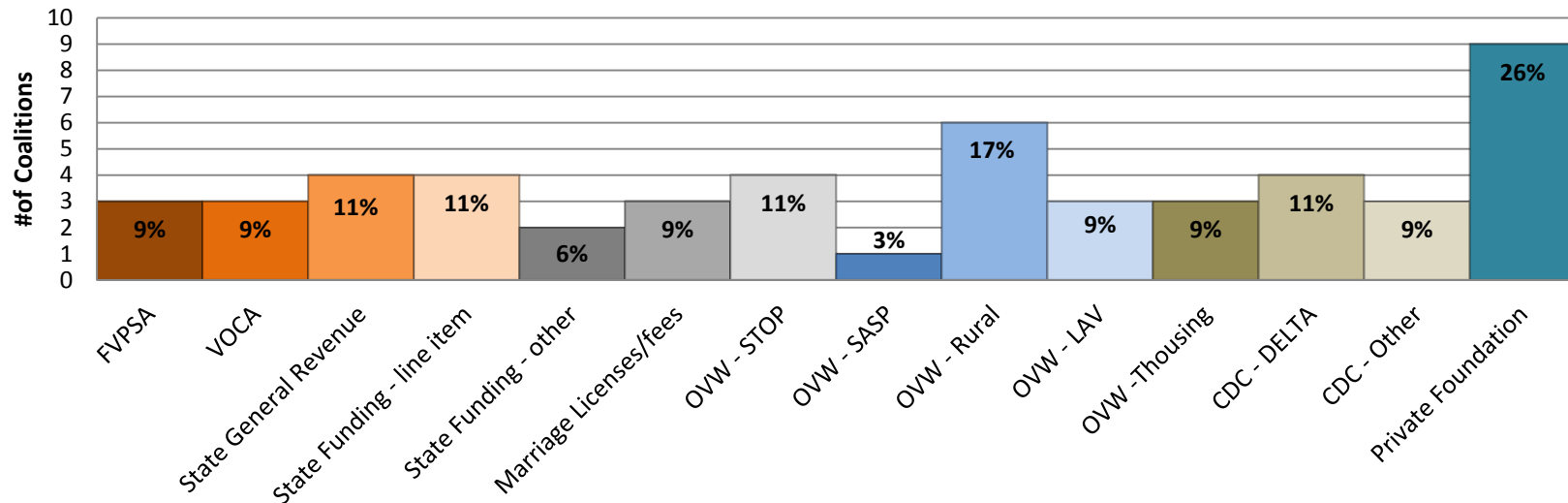
| Coalition    | VOCA      | Marr. Licenses/ fees | State General Rev. | State Funding: Line Item | State Funding: Other | OVW: SASP | OVW: Rural | OVW: LAV | OVW: T-Housing | CDC: DELTA | CDC: Other | Memb. Dues | Private Found. - Grants |
|--------------|-----------|----------------------|--------------------|--------------------------|----------------------|-----------|------------|----------|----------------|------------|------------|------------|-------------------------|
| OK           |           |                      |                    |                          | X                    |           |            |          |                |            | X          | X          |                         |
| RI           | X         |                      | X                  | X                        |                      |           |            |          |                | X          |            | X          | X                       |
| SD           |           |                      | X                  |                          |                      |           |            |          |                |            |            | X          | X                       |
| UT           |           |                      |                    |                          |                      |           | X          |          |                |            |            | X          | X                       |
| VA           |           |                      | X                  |                          |                      | X         |            |          |                |            | X          | X          | X                       |
| VI           |           |                      |                    |                          |                      | X         |            |          |                |            |            |            | X                       |
| VT           |           |                      |                    | X                        | X                    | X         | X          |          |                |            | X          | X          | X                       |
| WI           | X         |                      | X                  |                          |                      |           |            | X        |                |            |            | X          | X                       |
| WV           |           | X                    | X                  | X                        |                      |           |            | X        |                |            |            | X          | X                       |
| WY           |           |                      |                    |                          | X                    | X         | X          | X        |                |            | X          | X          | X                       |
| <b>TOTAL</b> | <b>13</b> | <b>8</b>             | <b>16</b>          | <b>9</b>                 | <b>10</b>            | <b>8</b>  | <b>11</b>  | <b>8</b> | <b>3</b>       | <b>4</b>   | <b>6</b>   | <b>34</b>  | <b>35</b>               |



## Coalition Pass through Funding

**Summary of Results:** The largest proportion of respondents (26%) stated that they passed through Private Foundation funding. An even smaller proportion (17%) reported that they pass through OVW Rural funding. However, of the 35 respondents, 20 (or 57%) reported that their coalition passed through at least one funding source. Below you will find the total percentage of coalitions that pass through each funding source in the bar and total number of coalitions that pass through each funding source in the vertical axis. Some coalitions specified funding sources that they pass through, all of which are included in a table below. Additionally, we have included a list of states/territories that indicates the funding source passed through by each coalition.

### Does your Coalition Receive any of the Following Grants to Pass Through to your Local Programs?



\*There were 35 responses to this question



**Summary of Results:** Some coalitions listed additional funding that they pass through, all of which are included in the table below.

| Other (specified): |   |
|--------------------|---|
| AZ                 | City of Phoenix   |
| KY                 | AmeriCorps  |
| MD                 | Sometimes receive donations or other agency grant funds to pass through |
| ND                 | Access and Visitation   |
| NE                 | RPE   |
| NJ                 | Div.of Family Development FVO assessment fees                           |
| VT                 | RPE   |
| WI                 | Allstate  |

### Coalition Pass through Funding by State/Territory

| Coalition | FVPSA | VOCA | State General Revenue | State Funding - line item | State Funding - other | Marriage Licenses/fees | OVW - STOP | OVW - SASP | OVW: Rural | OVW: LAV | OVW: T-Housing | CDC - DELTA | CDC - other | Private Foundations or Grants |
|-----------|-------|------|-----------------------|---------------------------|-----------------------|------------------------|------------|------------|------------|----------|----------------|-------------|-------------|-------------------------------|
| AR        |       |      |                       |                           |                       | X                      |            |            |            |          |                |             |             |                               |
| CA        |       |      |                       |                           |                       |                        |            |            |            |          |                | X           |             | X                             |
| CT        |       | X    | X                     | X                         | X                     | X                      | X          |            |            | X        |                |             |             |                               |
| GA        |       |      |                       |                           |                       |                        |            |            |            |          |                |             |             | X                             |
| IA        |       |      |                       |                           |                       |                        |            |            | X          |          |                |             |             | X                             |
| IL        |       |      |                       |                           |                       |                        | X          |            |            |          |                |             |             | X                             |
| IN        |       |      |                       |                           |                       |                        |            |            |            |          |                | X           | X           |                               |
| KS        |       |      |                       |                           |                       |                        |            |            | X          |          |                |             |             |                               |
| KY        | X     |      | X                     | X                         |                       | X                      |            |            |            |          | X              |             |             | X                             |

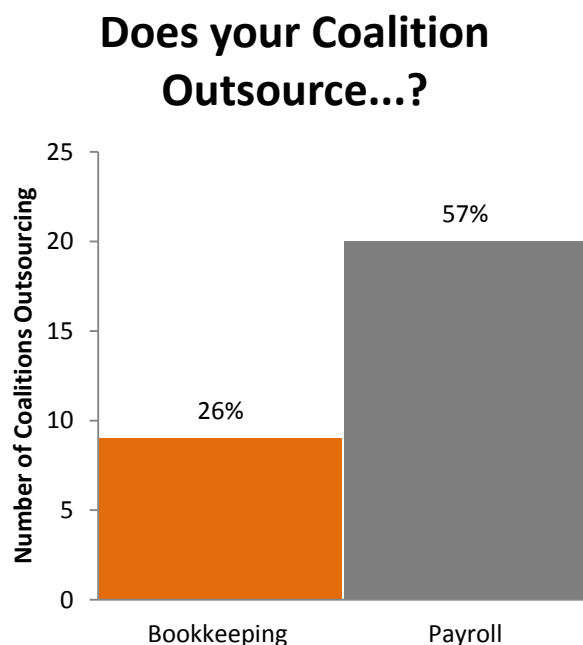


## Coalition Pass through Funding by State/Territory (continued...)

| Coalition    | FVPSA    | VOCA     | State General Revenue | State Funding - line item | State Funding - other | Marriage Licenses/fees | OVW - STOP | OVW - SASP | OVW: Rural | OVW: LAV | OVW: T-Housing | CDC - DELTA | CDC - other | Private Foundations or Grants |
|--------------|----------|----------|-----------------------|---------------------------|-----------------------|------------------------|------------|------------|------------|----------|----------------|-------------|-------------|-------------------------------|
| ME           |          |          | X                     |                           |                       |                        |            |            | X          |          |                |             |             | X                             |
| MT           |          |          |                       |                           |                       |                        |            |            | X          |          |                |             |             |                               |
| ND           |          |          |                       |                           |                       |                        |            |            | X          |          |                |             |             |                               |
| NE           |          |          |                       |                           |                       |                        |            | X          |            |          |                |             | X           |                               |
| NM           |          |          |                       | X                         |                       |                        |            |            |            |          |                |             |             |                               |
| NV           | X        | X        |                       |                           |                       |                        | X          |            | X          |          | X              |             |             |                               |
| OH           |          |          |                       |                           |                       |                        |            |            |            | X        |                | X           |             | X                             |
| RI           | X        | X        | X                     | X                         | X                     |                        | X          |            |            |          |                | X           |             | X                             |
| VT           |          |          |                       |                           |                       |                        |            |            |            |          |                |             | X           | X                             |
| WV           |          |          |                       |                           |                       |                        |            |            |            | X        |                |             |             |                               |
| WY           |          |          |                       |                           |                       |                        |            |            |            |          | X              |             |             |                               |
| <b>TOTAL</b> | <b>3</b> | <b>3</b> | <b>4</b>              | <b>4</b>                  | <b>2</b>              | <b>3</b>               | <b>4</b>   | <b>1</b>   | <b>6</b>   | <b>3</b> | <b>3</b>       | <b>4</b>    | <b>3</b>    | <b>9</b>                      |

## Coalition Outsourcing

**Summary of Results:** Most respondents (57%) stated that their coalition outsources their payroll, but a larger portion of respondents (71%) stated that they do **NOT** outsource their bookkeeping. Below you will find the total percentages of coalitions that outsource their payroll and bookkeeping in the bar and the total number of coalitions in the vertical axis. Additionally, we have included a list by state/territory indicating which coalitions identified if they do or do not outsource bookkeeping and/or payroll. Therefore, if the coalition is listed, but neither option is selected, that indicates that the coalition confirmed that they do not outsource either payroll or bookkeeping.



| Coalition | Bookkeeping | Payroll |
|-----------|-------------|---------|
| AR        |             |         |
| AZ        |             | X       |
| CA        | X           | X       |
| CT        |             |         |
| GA        | X           | X       |
| GU        | X           |         |
| HI        |             | X       |
| IA        |             | X       |
| IL        |             |         |
| IN        | X           | X       |
| KS        |             |         |
| KY        |             | X       |
| LA        |             |         |
| MA        | X           | X       |
| MD        |             | X       |
| ME        |             | X       |
| MN        |             | X       |

| Coalition | Bookkeeping | Payroll |
|-----------|-------------|---------|
| MP        |             |         |
| MS        |             |         |
| MT        |             |         |
| ND        | X           | X       |
| NE        |             |         |
| NJ        |             | X       |
| NM        |             |         |
| NV        |             | X       |
| OH        |             | X       |
| OK        |             | X       |
| RI        | X           | X       |
| SD        | X           | X       |
| UT        | X           | X       |
| VA        |             |         |
| VI        |             |         |
| VT        |             | X       |
| WV        |             |         |

\*There were 35 responses to this question

## Coalition Executive Director & Associate Director Salary

**Summary of Results:** The average salary for Executive Directors from the survey data is \$81,625. Of the 17 respondents, the average salary for Associate Directors is \$61,366. Below you will find the range, average, and number of entries collected by DV only coalitions.

To access the 2015 Salary Survey with the SA and Dual Coalition Executive Director and Associate Director salary information, email [rsp@iowacasa.org](mailto:rsp@iowacasa.org).

| Position           | Range                | Average  | # of Entries |
|--------------------|----------------------|----------|--------------|
| Executive Director | \$35,000 - \$105,000 | \$81,625 | 24           |
| Associate Director | \$55,000 - \$85,000  | \$62,366 | 17           |

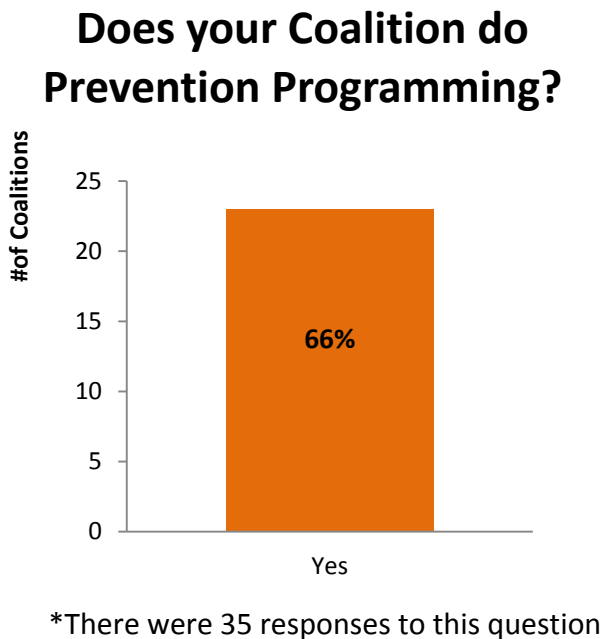


# Coalition Programming



## Coalition Prevention Programming

**Summary of Results:** The majority of respondents (66%) stated that the coalition did have prevention programming. However, when asked how many staff the coalition has dedicated to prevention programs, the average number was 1.2 Full Time Employees (FTE). Below you will find the total percentages of coalitions that have prevention programs in the graph bar, as well as the number of coalitions with prevention programs listed in the vertical axis. You will also find a table with the FTEs by coalition listed as well as list by state/territory that indicated if they do or do NOT have prevention programs.



### Coalition Prevention Programming

| Coalition | Prevention Prog. |
|-----------|------------------|
| AR        |                  |
| AZ        |                  |
| CO        |                  |
| CT        | X                |
| GA        | X                |
| GU        | X                |
| HI        |                  |
| IA        |                  |
| IN        | X                |
| KS        | X                |
| KY        | X                |
| LA        | X                |
| MA        | X                |
| MD        | X                |
| ME        | X                |
| MN        | X                |
| MP        |                  |
| MS        | X                |
| MT        |                  |

| Coalition    | Prevention Prog. |
|--------------|------------------|
| ND           |                  |
| NE           | X                |
| NJ           |                  |
| NM           |                  |
| NV           |                  |
| OH           | X                |
| OK           | X                |
| RI           | X                |
| SD           | X                |
| UT           |                  |
| VA           | X                |
| VI           | X                |
| VT           | X                |
| VI           | X                |
| VT           | X                |
| WI           | X                |
| WV           |                  |
| WY           | X                |
| <b>TOTAL</b> | <b>23</b>        |

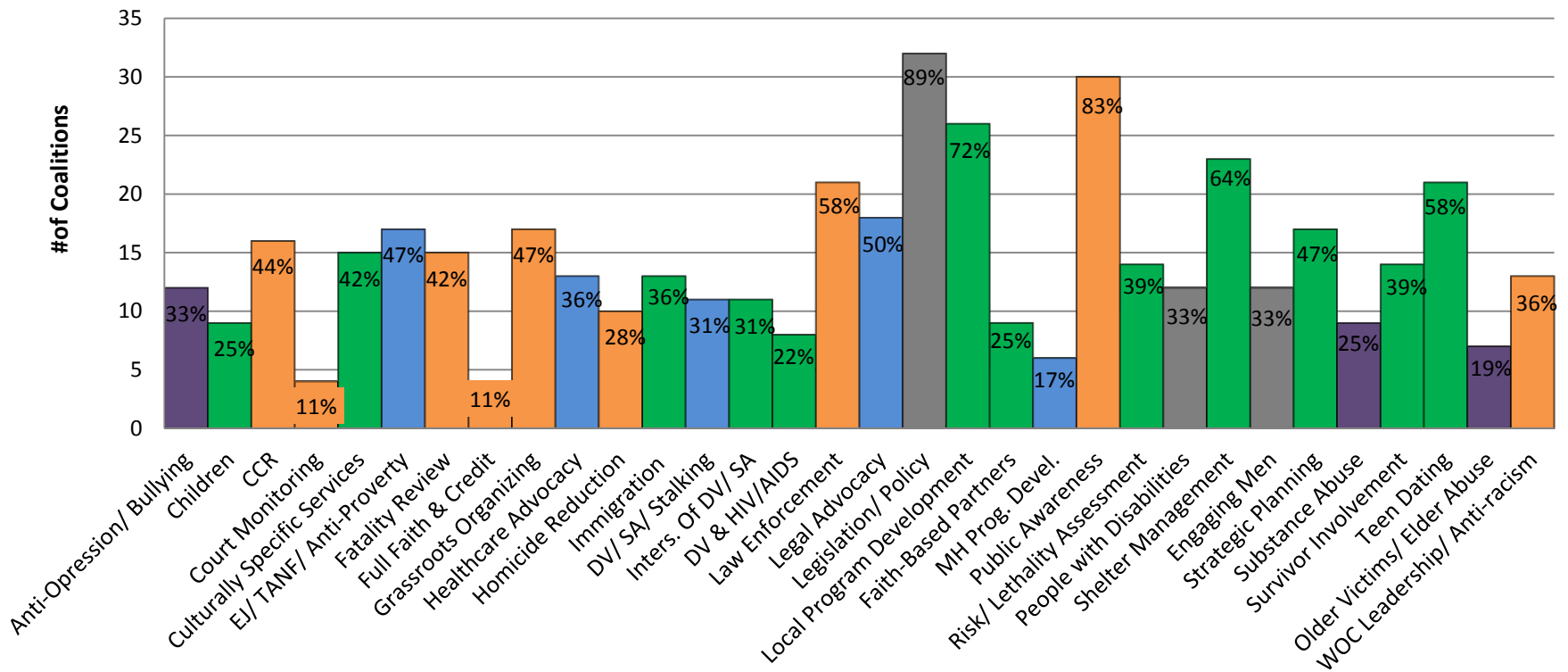




# Coalition Specialty Programming

**Summary of Results:** All of the specialty programs are listed below, but then grouped in subsequent pages by following themes: State & Local Capacity Building, Criminal & Civil Justice, Public Policy & Advocacy, Inclusion, and Population Specific. Of all the specialty programs, the largest proportion of respondents (83%) stated that their coalition provides Public Awareness and Media Advocacy programs. The next largest proportion of coalitions (72%) stated that they provide Local Program Development. Below you will find a complete chart of specialty program and numbers and charts grouped by the general themes. The total percentages of coalition with each specialty programs are listed in the bar and the total number of coalitions is listed in the vertical axis. Last, we have included a list by state/territory indicating which coalitions have each specialty programs, grouped by a general theme.

## What Specialty Programming does your Coalition provide?



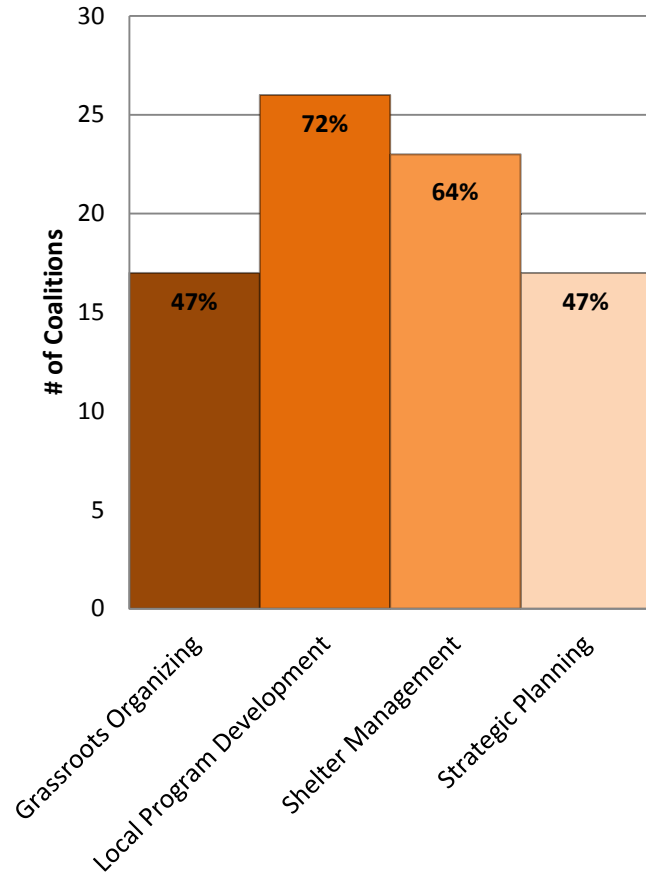
\*There were 34 responses to this question

**General Themes:**  
 State & Local Capacity Building  
 Public Policy & Advocacy  
 Criminal & Civil Justice  
 Inclusion  
 Specific Population



# Does your Coalition provide any of the following State & Local Capacity Building Programming?

## Total Number & Percentage



## List by State/Territory

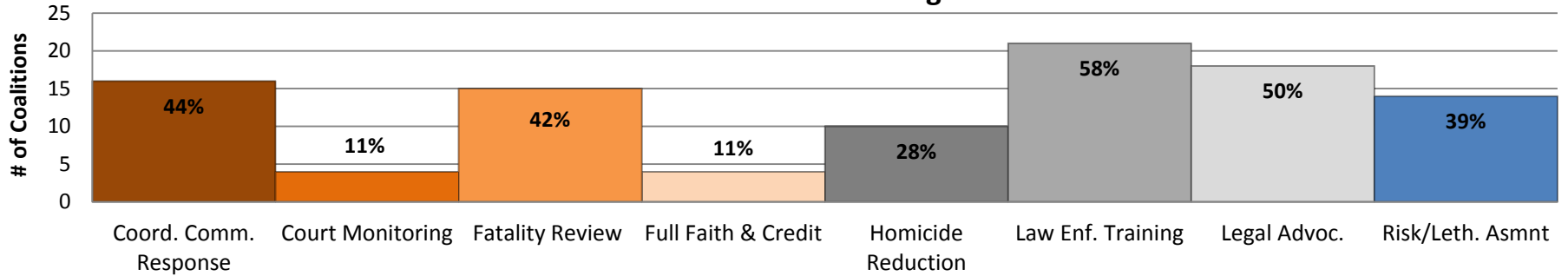
| State/Territory | Grassr. | Loc. Prog.Dev | Shelter Manag | Strategic Planning |
|-----------------|---------|---------------|---------------|--------------------|
| AR              |         |               |               |                    |
| AZ              |         | X             | X             | X                  |
| CA              |         |               | X             |                    |
| CT              |         | X             | X             |                    |
| GA              | X       | X             | X             |                    |
| GU              |         |               |               |                    |
| HI              | X       |               | X             |                    |
| IA              | X       | X             | X             | X                  |
| IL              |         | X             |               |                    |
| IN              | X       | X             | X             | X                  |
| KS              |         | X             | X             |                    |
| KY              |         |               |               |                    |
| LA              |         | X             | X             |                    |
| MA              |         | X             |               |                    |
| MD              | X       | X             | X             | X                  |
| ME              |         | X             |               | X                  |
| MN              | X       | X             |               | X                  |
| MP              | X       | X             |               |                    |
| MS              |         |               |               |                    |

| State/Territory | Grassr. | Loc. Prog.Dev | Shelter Manag | Strategic Planning |
|-----------------|---------|---------------|---------------|--------------------|
| MT              | X       | X             | X             | X                  |
| ND              | X       |               |               | X                  |
| NE              |         | X             | X             | X                  |
| NH              |         |               |               |                    |
| NJ              |         | X             | X             |                    |
| NM              |         | X             | X             |                    |
| NV              | X       | X             | X             |                    |
| OH              |         | X             | X             |                    |
| OK              | X       | X             | X             | X                  |
| PA              |         |               |               |                    |
| RI              | X       |               |               | X                  |
| SD              | X       | X             | X             | X                  |
| UT              |         |               | X             |                    |
| VA              | X       | X             | X             | X                  |
| VI              |         |               |               |                    |
| VT              | X       | X             | X             | X                  |
| WI              | X       | X             | X             | X                  |
| WV              | X       | X             | X             | X                  |
| WY              |         | X             |               | X                  |



# Does your Coalition provide any of the following Criminal & Civil Justice Programming?

Total Number & Percentage



List by State / Territory

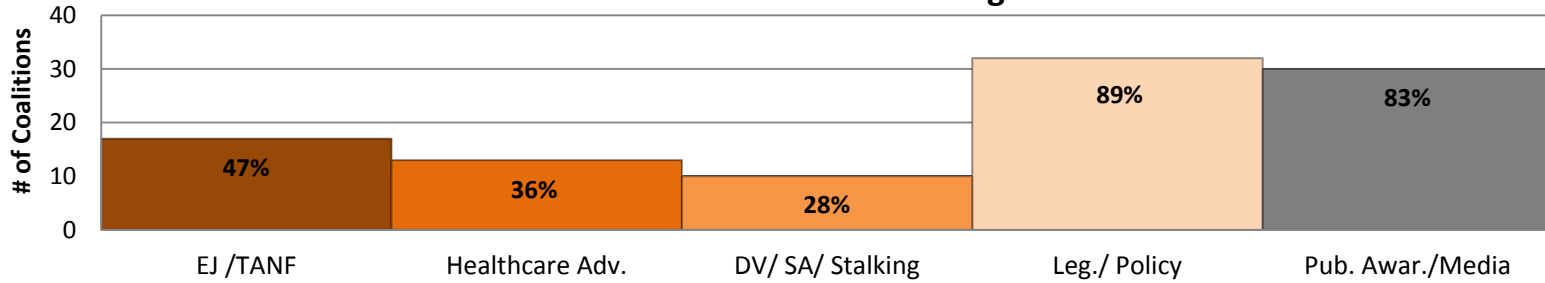
| State/Territory | CCR | Court Monit. | Fatality Review | FF Credit | Hom Reduc. | Law Enf. Training | Legal Advocacy | Risk/Leth Asmnt |
|-----------------|-----|--------------|-----------------|-----------|------------|-------------------|----------------|-----------------|
| AR              |     |              |                 |           |            | X                 | X              |                 |
| AZ              |     | X            |                 |           |            | X                 | X              |                 |
| CT              | X   | X            | X               |           | X          | X                 | X              | X               |
| GA              | X   |              | X               |           | X          | X                 | X              | X               |
| GU              | X   |              |                 |           |            |                   |                |                 |
| HI              | X   |              | X               |           | X          | X                 |                |                 |
| IA              | X   |              | X               |           |            | X                 | X              |                 |
| IL              |     |              |                 |           |            |                   |                |                 |
| IN              | X   |              | X               |           | X          | X                 | X              | X               |
| KS              |     |              |                 | X         |            | X                 | X              |                 |
| KY              |     |              |                 | X         |            | X                 | X              |                 |
| LA              | X   |              | X               |           | X          | X                 | X              | X               |
| MA              |     |              |                 |           |            |                   |                | X               |
| MD              | X   |              | X               |           | X          | X                 |                | X               |
| ME              | X   |              | X               |           | X          | X                 |                | X               |
| MN              | X   |              | X               |           |            | X                 | X              |                 |
| MP              | X   | X            |                 |           |            | X                 |                |                 |

| State/Territory | CCR | Court Monit. | Fatality Review | FF Credit | Hom Reduc. | Law Enf. Training | Legal Advocacy | Risk/Leth Asmnt |
|-----------------|-----|--------------|-----------------|-----------|------------|-------------------|----------------|-----------------|
| MP              | X   | X            |                 |           |            | X                 |                |                 |
| MT              |     |              |                 |           |            |                   | X              |                 |
| ND              | X   |              | X               |           |            | X                 |                |                 |
| NE              | X   |              |                 |           |            | X                 | X              | X               |
| NH              |     |              |                 |           |            |                   |                |                 |
| NJ              |     |              | X               | X         |            |                   | X              |                 |
| NM              |     |              | X               |           |            | X                 | X              | X               |
| NV              |     |              | X               |           |            |                   |                |                 |
| OH              |     |              |                 |           |            |                   |                |                 |
| OK              |     |              | X               |           |            | X                 |                | X               |
| PA              |     |              |                 |           |            |                   |                |                 |
| RI              |     |              |                 |           |            | X                 |                | X               |
| SD              |     |              |                 |           |            | X                 | X              |                 |
| VT              | X   |              | X               |           | X          |                   | X              | X               |
| WI              | X   |              |                 | X         | X          |                   | X              | X               |
| WV              | X   |              |                 |           | X          | X                 |                | X               |
| WY              |     |              |                 |           |            | X                 | X              |                 |



# Does your Coalition provide any of the following Public Policy & Advocacy Programming?

Total Number & Percentage



List by State / Territory

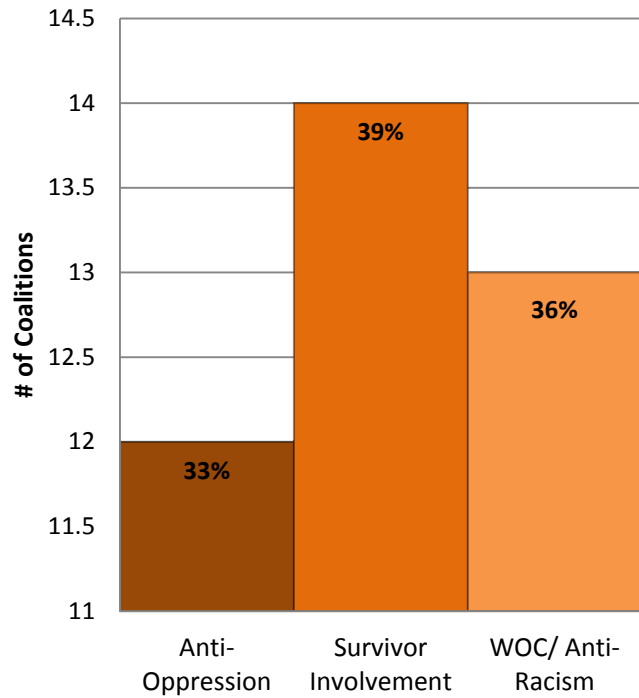
| State/Territory | EJ/TANF | Healthcar Adv. | DV/SA/Stalking | Leg./Policy | Pub. Awar./Media |
|-----------------|---------|----------------|----------------|-------------|------------------|
| AR              |         |                |                | X           |                  |
| AZ              | X       | X              |                | X           | X                |
| CA              |         |                |                | X           | X                |
| CT              |         | X              |                | X           | X                |
| GA              | X       | X              |                | X           | X                |
| GU              |         |                |                |             | X                |
| IA              | X       | X              | X              | X           | X                |
| IL              | X       |                |                | X           | X                |
| IN              | X       | X              | X              | X           | X                |
| KS              |         |                | X              | X           | X                |
| KY              | X       |                |                | X           | X                |
| LA              |         |                |                | X           | X                |
| MA              | X       |                |                | X           | X                |
| MD              |         | X              | X              | X           | X                |
| ME              | X       | X              |                | X           | X                |
| MN              |         |                |                | X           | X                |
| MP              |         | X              |                | X           | X                |
| MS              |         |                |                |             | X                |

| State/Territory | EJ/TANF | Healthcar Adv. | DV/SA/Stalking | Leg./Policy | Pub. Awar./Media |
|-----------------|---------|----------------|----------------|-------------|------------------|
| MT              | X       | X              |                | X           |                  |
| ND              |         |                |                | X           | X                |
| NE              | X       |                | X              | X           | X                |
| NJ              | X       |                |                | X           | X                |
| NM              | X       |                |                | X           | X                |
| NV              |         | X              |                | X           | X                |
| OH              | X       |                |                | X           |                  |
| OK              |         |                | X              | X           | X                |
| PA              |         |                |                |             |                  |
| RI              | X       |                |                | X           | X                |
| SD              |         |                | X              | X           |                  |
| UT              |         |                |                | X           |                  |
| VA              |         | X              | X              | X           | X                |
| VI              |         |                |                |             | X                |
| VT              | X       |                | X              | X           | X                |
| WI              | X       | X              |                | X           | X                |
| WV              |         | X              | X              | X           | X                |
| WY              | X       |                | X              | X           | X                |



## Does your Coalition provide any of the following Inclusion Programming?

Total Number & Percentage



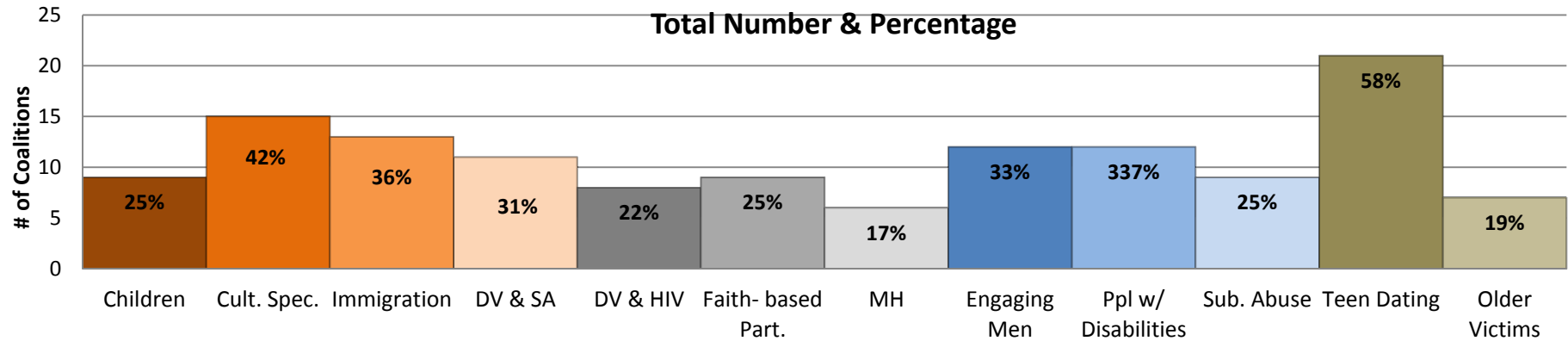
List by State/Territory

| State/<br>Territory | Anti-opp. | Surv.<br>Involv. | WOC/<br>Anti-<br>racism |
|---------------------|-----------|------------------|-------------------------|
| AR                  |           |                  |                         |
| AZ                  | X         | X                | X                       |
| CA                  |           |                  | X                       |
| CT                  |           |                  |                         |
| GA                  |           | X                | X                       |
| GU                  |           |                  |                         |
| HI                  |           | X                |                         |
| IA                  | X         | X                |                         |
| IL                  |           |                  | X                       |
| IN                  | X         | X                |                         |
| KS                  |           |                  |                         |
| KY                  | X         |                  |                         |
| LA                  |           |                  |                         |
| MA                  | X         |                  | X                       |
| MD                  |           | X                |                         |
| ME                  |           | X                |                         |
| MN                  | X         |                  | X                       |
| MP                  |           |                  |                         |

| State/<br>Territory | Anti-opp. | Surv.I<br>Involv. | WOC/<br>Anti-<br>racism |
|---------------------|-----------|-------------------|-------------------------|
| MS                  |           |                   |                         |
| MT                  | X         |                   |                         |
| ND                  |           |                   |                         |
| NE                  |           | X                 |                         |
| NJ                  |           |                   | X                       |
| NM                  | X         | X                 |                         |
| NV                  |           | X                 | X                       |
| OH                  |           |                   | X                       |
| OK                  |           |                   |                         |
| RI                  |           | X                 |                         |
| SD                  |           |                   |                         |
| UT                  |           |                   |                         |
| VA                  | X         |                   | X                       |
| VI                  |           |                   |                         |
| VT                  | X         | X                 | X                       |
| WI                  | X         | X                 | X                       |
| WV                  | X         | X                 | X                       |
| WY                  |           |                   |                         |



## Does your Coalition provide any of the following Specific Population Programming?



### List by State/Territory

| State/Territory | Children | Cult. Spec. | Immigr. | DV & SA | DV & HIV | Faith-based Partners | MH | Eng. Men | Ppl w/ Disabilities | Sub. Abuse | Teen Dating | Older Victims |
|-----------------|----------|-------------|---------|---------|----------|----------------------|----|----------|---------------------|------------|-------------|---------------|
| AR              |          |             |         |         |          | X                    |    |          |                     |            | X           |               |
| AZ              |          |             |         |         |          |                      |    | X        |                     |            | X           |               |
| CA              |          |             | X       |         |          |                      |    |          |                     |            | X           |               |
| CT              | X        | X           |         |         | X        |                      |    | X        | X                   |            | X           |               |
| GA              |          |             | X       |         |          | X                    | X  |          | X                   | X          | X           |               |
| GU              |          | X           |         |         |          |                      |    |          |                     |            | X           |               |
| HI              |          |             |         |         |          |                      |    |          |                     |            |             |               |
| IA              |          | X           |         |         |          |                      |    | X        |                     | X          | X           |               |
| IL              |          |             |         |         |          |                      |    |          | X                   |            | X           |               |
| IN              |          | X           | X       | X       | X        | X                    | X  | X        | X                   | X          | X           | X             |
| KS              | X        |             | X       | X       |          | X                    |    |          | X                   |            |             |               |
| KY              |          | X           | X       |         |          |                      |    |          | X                   |            |             |               |
| LA              | X        |             |         |         | X        |                      |    |          |                     |            |             |               |
| MA              |          |             |         |         |          |                      |    | X        |                     |            |             |               |



## Does your Coalition provide any of the following Population Specific Programming? (continued...)

### List by State/Territory

| State/<br>Territory | Children | Cult.<br>Spec. | Immigr. | DV & SA | DV & HIV | Faith-based<br>Partners | MH | Eng.<br>Men | Ppl w/ Disab | Sub.<br>Abuse | Teen<br>Dating | Older<br>Victims |
|---------------------|----------|----------------|---------|---------|----------|-------------------------|----|-------------|--------------|---------------|----------------|------------------|
| MD                  |          | X              | X       | X       | X        | X                       | X  |             | X            | X             | X              | X                |
| ME                  | X        |                |         | X       |          |                         |    | X           |              | X             | X              | X                |
| MN                  |          | X              |         |         |          |                         |    |             |              |               |                |                  |
| MP                  |          |                |         |         |          | X                       |    |             |              |               | X              |                  |
| MS                  |          |                |         |         |          |                         |    | X           |              |               |                |                  |
| MT                  | X        | X              | X       |         |          |                         |    |             |              |               |                |                  |
| ND                  |          |                |         |         |          |                         |    | X           |              |               |                |                  |
| NE                  |          | X              | X       | X       |          | X                       |    |             | X            | X             | X              |                  |
| NJ                  |          |                |         |         | X        |                         |    |             | X            |               |                |                  |
| NM                  | X        |                |         |         |          |                         |    | X           | X            |               |                |                  |
| NV                  |          |                |         |         | X        |                         |    |             |              |               | X              | X                |
| OH                  |          | X              |         |         |          |                         |    | X           |              |               |                |                  |
| OK                  |          | X              | X       | X       |          |                         |    |             |              | X             | X              |                  |
| RI                  |          |                |         |         |          |                         |    | X           |              |               | X              |                  |
| SD                  |          | X              |         | X       |          |                         | X  |             |              |               | X              |                  |
| UT                  |          |                | X       |         |          |                         |    |             |              | X             |                | X                |
| VA                  |          | X              |         | X       |          |                         |    |             |              |               | X              |                  |
| VI                  |          |                |         |         |          | X                       |    |             |              |               | X              |                  |
| VT                  | X        | X              | X       | X       | X        |                         |    |             | X            |               |                |                  |
| WI                  | X        | X              | X       | X       |          | X                       | X  | X           | X            |               | X              | X                |
| WV                  | X        |                | X       | X       | X        |                         | X  |             |              | X             | X              | X                |
| WY                  |          |                |         |         |          |                         |    |             |              |               |                |                  |