

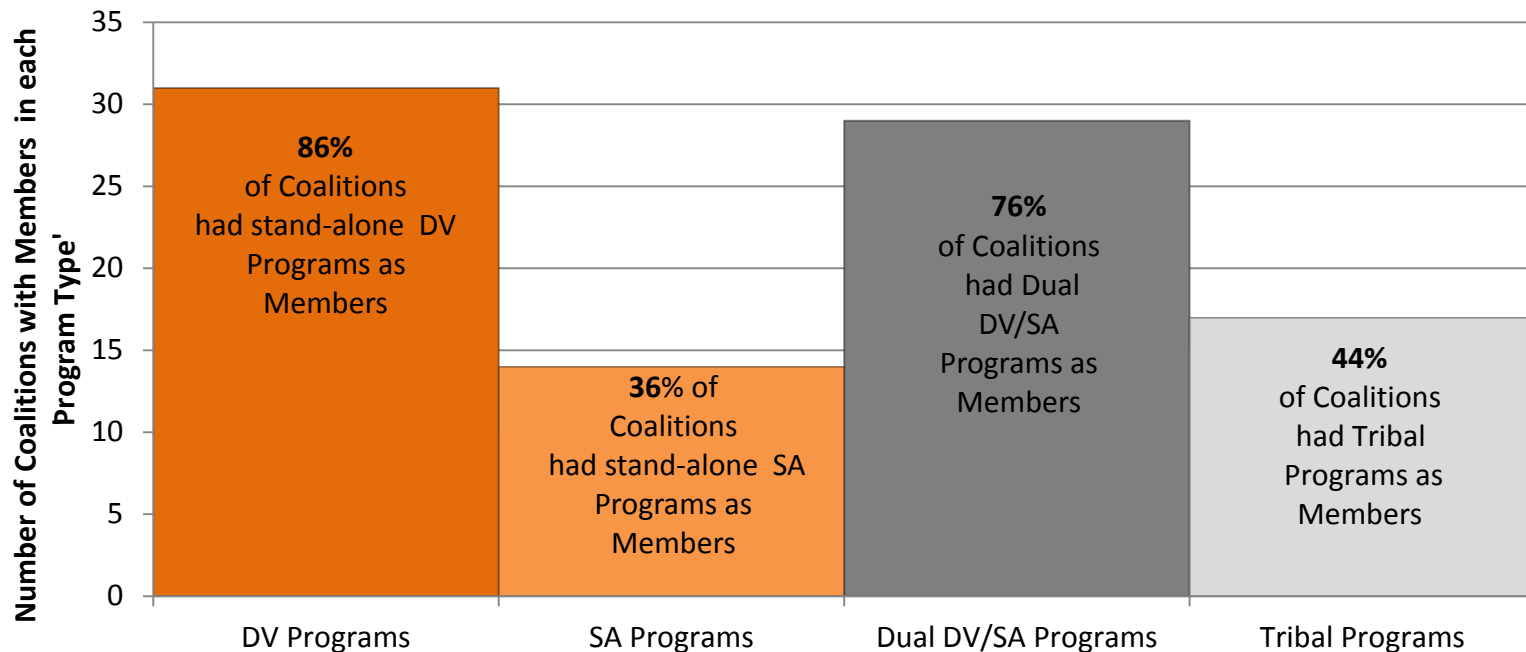
# Coalition Membership



# Coalition Program Membership

**Summary of Results:** The majority of respondents (86%) stated that the coalition had stand-alone DV Programs members, with the next largest proportion (76%) with Dual DV/SA Program members. Only 36% of respondents reported that they had stand-alone SA Programs as members, which may have skewed the results since the respondents to this question were a mixture of DV only (61%) and Dual Coalitions (39%). Below you will find the total percentages of members in each Program Type' in the bar, as well as the total number of coalitions with each Program Type' in the y axis. Additionally, the next page includes a list of states/territories with the exact number of members in each Program Type' and the total number of each Program Type s'reported at the bottom of the table.

## How many Members of your Coalition are...?



\*There were 38 responses to this question



## Coalition Member Programs by State/Territory

Coalition	Stand-alone DV Programs	Stand-alone SA Programs	Dual DV/SA Programs	Tribal Programs
AR	25		6	
AZ	22	5	10	3
CT	18			
GA	53			
GU		2	10	
HI	22			
IA	15		8	1
IL	36		26	
IN	31	10	22	1
KS	1	1		
KY	12		3	
LA	10		6	
MA	37	4	16	
MD	9	1	14	
ME	8			
MN	42	3	35	3
MP	3	1	4	
MS	13			
MT		3		
ND			20	
NE	2		18	1
NH	1	1	12	



## Coalition Member Programs by State/Territory (continued...)

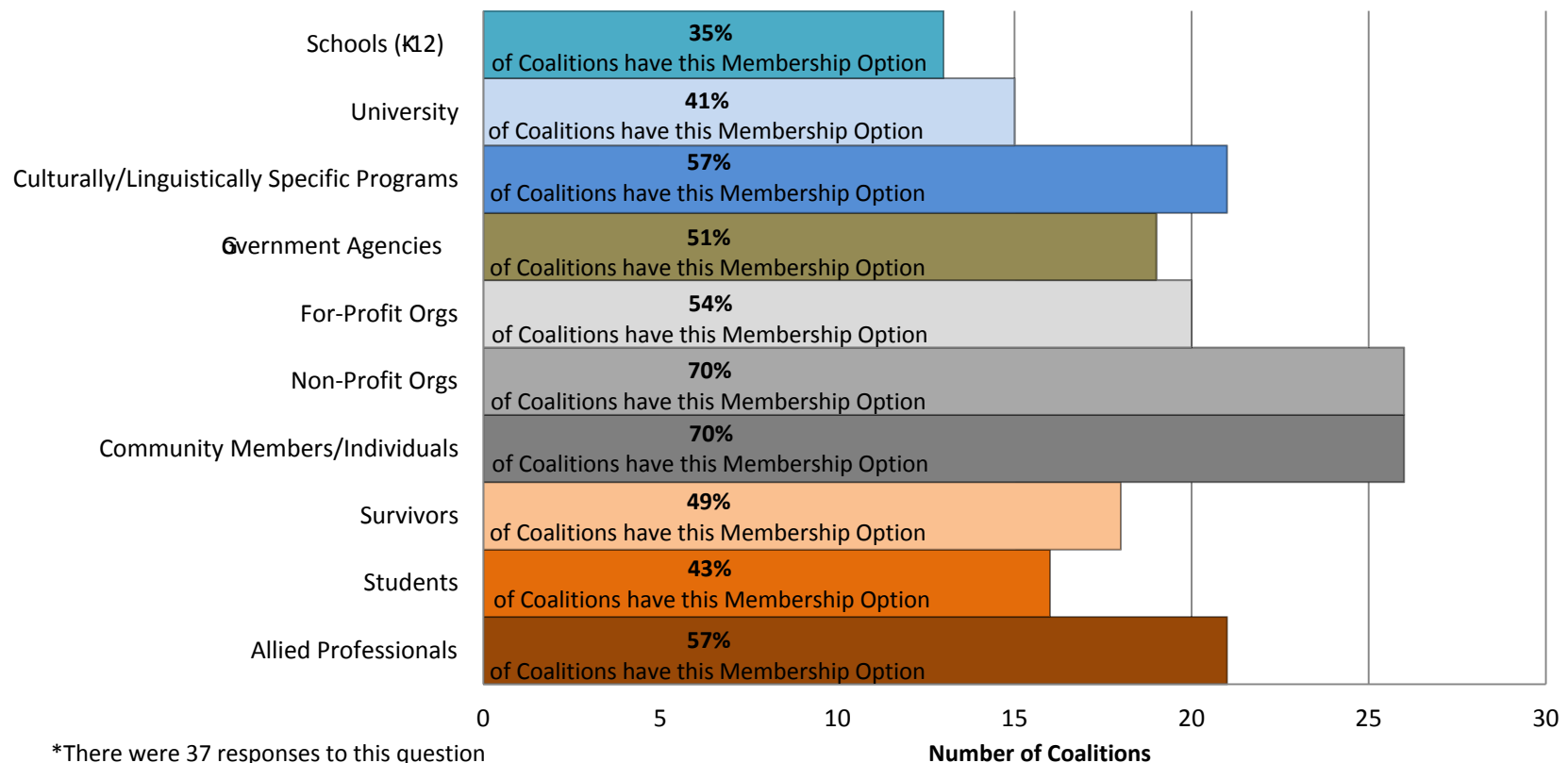
Coalition	DV Programs	SA Programs	Dual DV/SA Programs	Tribal Programs
NJ	30			
NM	27		1	1
NV	9		2	
OH	68			
OK			23	2
RI	6			
SD		2	22	13
TN	30	3	11	
UT			13	1
VA	10	6	38	
VI	2		2	
VT	2	2	10	
WI	1		5	2
WV	8		6	
WY			23	1
<b>TOTAL</b>	<b>553</b>	<b>44</b>	<b>366</b>	<b>29</b>



## Other Coalition Membership Options

**Summary of Results:** Many respondents stated that the coalition offered membership to Community Members/Individuals and Non-Profit Organizations (both 70%). The next largest proportions (both 57%) of coalition had membership options for Allied Professionals and Culturally and/or Linguistically Specific Programs. Below you will find the total percentages of membership options reported in the bar, as well as the total number of coalitions with each membership options in the x axis. Additionally, we have included comments made by specific states/territories.

### Do you Offer Membership Options to any of the Following Groups?



**Summary of Results:** Additional comments were made by specific states/territories, listed below.

<b>Other (specified):</b>	
CT	This topic is under consideration with a report due to the board in March.
GA	We recently started a "friends" option with limited benefits for \$50 per year. This is for individuals only. Nonprofits, for-profits, gov. agencies, and culturally specific programs must have a DV program
IA	Only non-profits with a DV primary purpose
KS	Our membership options are not clear except for primary purpose DV/SA programs
KY	Although our current bylaws allow Board to establish caucuses
LA	In the process of adding a category for culturally specific members
MD	Anyone who pays can be a member
MT	Pretty much anyone or any organization can join as long as, they are in accordance with our philosophy and pay dues. All orgs pay \$250 all individuals pay \$50
NE	Any individual can have a membership for \$50, any organization for \$250 (if approved by board)
SD	These categories don't fit - dv/sv specific orgs can be Organizational members who make up the BOD. All other orgs may be supporting orgs if they ascribe to our mission statement; we have dues waivers for elders and those who request
VI	We are transitioning to a formalized 'membership' program.

## Coalition Membership Dues

**Summary of Results:** Coalitions reported the largest portion of dues was collected from DV/SA/Dual Programs, with an average of \$1300. The next largest dues contribution is dues paid by For-Profit Organizations, averaging \$430, followed closely by Government Agencies at an average of \$370. Below you will find a list of the average and range of each member category. You can reference the list by state/territory on the next page to see the exact dues amount for each membership category, as well as the dues structures and how the amounts are determined.

Membership Dues	Range	Average
DV/SA/Dual Programs	\$75-10000	\$1300
Allied Professionals	\$10-4200	\$430
Students	\$10-50	\$50
Survivors	\$10-50	\$45
Community Members/Individuals	\$10-500	\$115
Non-Profit Organizations	\$10-750	\$270
For-Profit Organizations	\$10-750	\$280
Government Agency	\$10-2000	\$370
Culturally/Linguistically Specific Program	\$10-1000	\$350
University	\$10-500	\$200
School (K-12)	\$10-250	\$140

\*There were 34 responses to this question



## Coalition Membership Dues by State/Territory

Coalition	DV/SA/Dual Programs	Allied Profes.	Students	Survivors	Community Members/ Individuals	Non-Profit Orgs	For-Profit Orgs	Govern. Agencies	Culturally/ Linguistically Specific Programs	University	Schools (K-12)	None Offered
AR	% of their budget	\$50	\$25	\$25	\$60	\$100	\$100	\$100	\$100	\$100	\$50	
AZ	\$200-\$1,000		\$25	\$0	\$50	\$150	\$150					
CA	\$250-\$1,000	150-750	\$25	\$25-50	\$25-50	\$100-\$750	\$100-\$750	\$100 min.	\$100-\$750	\$100 min.	\$100 min.	
CT	\$1,000											X
GA	.02% of DV budget	\$50	\$50	\$50	\$50	.02% of DV budget	.02% of DV budget	.02% of DV budget	.02% of DV budget			
GU		X	X	X	X	X	X	X	X	X	X	
HI	\$350	\$350			\$350	\$350		\$350				
IA	.2-.4% of annual budget	\$250			\$250	\$250			\$250	\$250		
IL	.5% of DV budget	\$250 for agencies			\$25 for individuals	\$250 for agency						
IN	\$500	\$150	\$50	\$50	\$150			\$150	\$150	\$150	X	
KS	\$1,000						100					
KY	\$5,000											X
LA	\$800	\$4200/yr orgs; \$40 indivs.		\$5/yr	\$40/yr	\$200/yr	\$300/yr	\$200/yr	working on this			



## Coalition Member Programs by State/Territory (continued...)

Coalition	DV/SA/Dual Programs	Allied Profes.	Students	Survivors	Community Members/ Individuals	Non-Profit Orgs	For-Profit Orgs	Govern. Agencies	Culturally/ Linguistically Specific Programs	University	Schools (K-12)	None Offered
MA	Core = .003 X prog. budget; Gen'l = .002 X prog. budget					X			X			
MD	DV/Dual Programs: \$250, \$350, \$450	\$200,\$300, \$400	X	X	Indiv: \$50	X	X	X	X	X	X	
ME				X	X	X			X			
MN	\$75 - 425					X	X	X	X	X		
MP	\$50	\$50	\$25	\$25	\$25	\$50	\$50	\$50	\$50	\$50	\$50	
MT	250	50	X	X	X	X	X	X	X	X	X	
NE	Budget x .0015 with a minimum of \$500, and a maximum of \$1,500	\$50	\$50	\$50	\$50	\$250	\$250	\$250	\$250	\$250	\$250	
NH	1,000											X
NJ	\$250 - 1000	\$250-1000			\$75	X			\$0-1000			
NM	100	\$100	\$50		\$100	\$250	\$250					



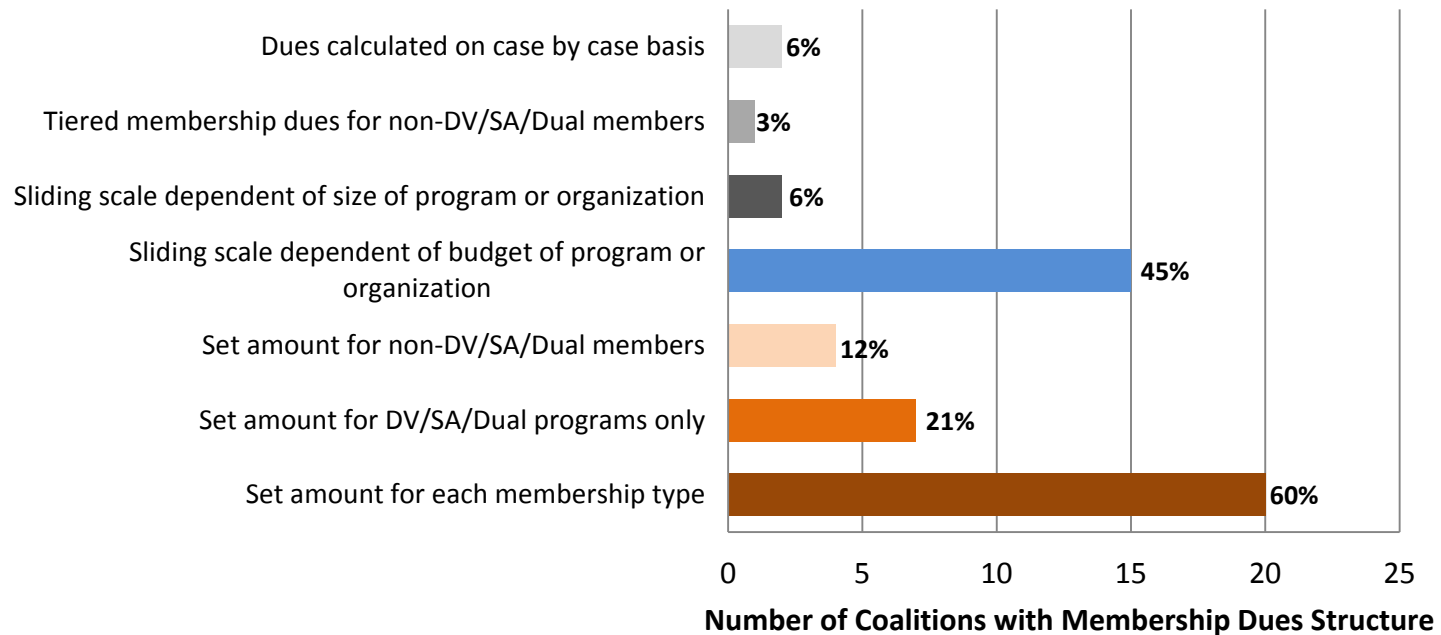
## Coalition Member Programs by State/Territory (continued...)

Coalition	DV/SA/Dual Programs	Allied Profes.	Students	Survivors	Community Members/ Individuals	Non-Profit Orgs	For-Profit Orgs	Govern. Agencies	Culturally/ Linguistically Specific Programs	University	Schools (K-12)	None Offered
NV	% of overall budget or % of state marriage license fund	\$10 low-income/ \$35 individ./ \$200 orgs (for all)	X	X	X	X	X	X	X	X	X	
OH	range \$100- \$400	\$50	X	X	X	X	X	X	X	X	X	
OK	1,000				\$100				\$500			
RI	\$3,000/agency					X	X	X	X	X		
SD	250	\$25	\$25	\$25	\$25	\$200	\$200	\$200	\$200	\$200	\$200	
TN		X	X	X	X	X	X	X	X	X	X	
UT	\$250	\$250		varies	\$100	\$250	\$500	\$500	\$250			
VA	\$500 - \$2,000	\$50	\$25	\$25	\$100-500	\$100-500	\$100-500	\$500-2000	\$100 - \$500	\$100-500	X	
VT	\$2000 - 10000											X
WI	\$50-450	X	X	X	X	X	X	X	X	X	X	
WV	\$150-\$600											X
WY	\$750	\$500			\$75							

# Coalition Membership Dues Structure

**Summary of Results:** Most respondents (60%) stated that they had a set amount for each membership type. The next largest proportion of coalitions (45%) stated that they determined membership dues on a sliding scale that is dependent on the budget of the program or organization. Below you will find the total percentage of coalitions with the membership dues structure in the bar and total number of coalitions with each type of dues structure in the horizontal axis. Some coalitions selected 'Other Dues Structure' and specified in a table below. Additionally, we have included a list of state/territories that indicates the dues structures of each coalition.

## Membership Dues are determined by...



\*There were 33 responses to this question



**Summary of Results:** Some coalitions also selected 'Other Dues Structure' and specified in a table below.

<b>Other (specified):</b>	
AZ	Sliding scale dependent on budget for DV/SA/Dual programs only
CA	<a href="http://www.cpedv.org/Membership">http://www.cpedv.org/Membership</a>
IA	Set fees for community and a percentage based on annual budget
MD	3 categories: DV and Allied Program-based on budget; individuals-one fee
ME	% of budget for member programs
MT	We also allow for reduced dues requests
NE	Set amount for individuals and allied agencies, sliding scale dependent on budget for DV/SA programs
NJ	Reduced dues for culturally specific orgs, if needed
OH	Set amount of \$50.00 for all except DV program
SD	Can request a waiver
VI	This is option is being explored by our Board of Directors.

**Summary of Results:** Coalitions selected each type of membership structure they have, specified in a table below.

### Membership Dues Structure(s) by State/Territory

Coalition	Set amount for each membership type	Set amount for DV/SA/Dual programs only	Set amount for non-DV/SA/Dual members	Sliding scale dependent on budget	Sliding scale dependent on size	Tiered dues for non-DV/SA/ Dual members	Dues calculated on case by case basis
AR	X			X			
AZ	X						
CA				X	X	X	
CT		X		X			
GA	X	X		X			



## Membership Dues Structure(s) by State/Territory (continued...)

Coalition	Set amount for each membership type	Set amount for DV/SA/Dual programs only	Set amount for non-DV/SA/Dual members	Sliding scale dependent on budget	Sliding scale dependent on size	Tiered dues for non-DV/SA/ Dual members	Dues calculated on case by case basis
HI	X						
IA	X						X
IN		X	X				
KS	X						X
KY		X					
LA	X						
MA				X			
MD	X			X			
ME							
MN				X			
MP	X						
MS	X						
MT	X						
ND		X					
NE	X			X			
NH		X					
NJ	X			X			
NM	X		X	X			
NV	X		X	X			
OH	X			X			
OK		X	X				

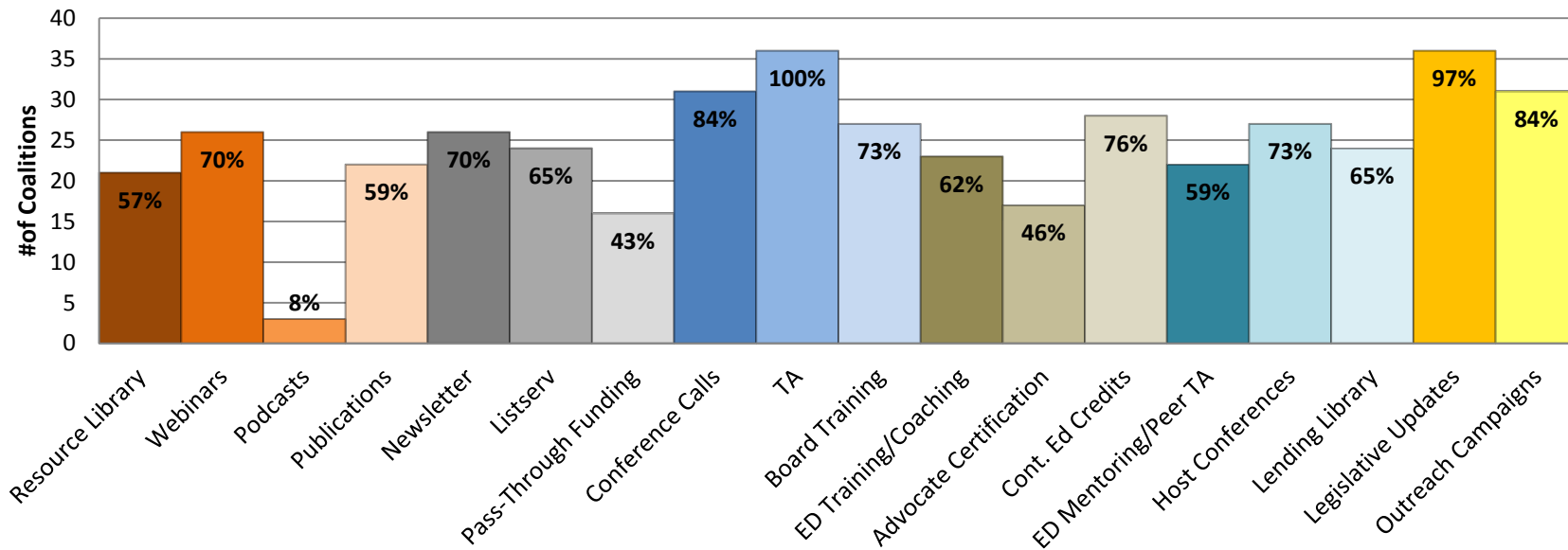
## Membership Dues Structure(s) by State/Territory (continued...)

Coalition	Set amount for each membership type	Set amount for DV/SA/Dual programs only	Set amount for non-DV/SA/Dual members	Sliding scale dependent on budget	Sliding scale dependent on size	Tiered dues for non-DV/SA/ Dual members	Dues calculated on case by case basis
RI	X						
SD	X						
UT	X						
VA					X		
VT				X			
WI				X			
WV				X			
WY	X						
<b>TOT</b>	<b>20</b>	<b>7</b>	<b>4</b>	<b>15</b>	<b>2</b>	<b>1</b>	<b>2</b>

# Coalition Membership Benefits

**Summary of Results:** The largest proportion of respondents (100% & 97% respectively) stated that they offered Technical Assistance and Legislative Updates and Action Alerts. The next largest proportion of coalitions (84%) stated that they conduct Conference Calls and provide Outreach and Campaign Materials. Below you will find the total percentage of coalitions with each membership benefit in the bar and total number of coalitions with each type of membership benefit in the horizontal axis. Some coalitions made additional comments, which are listed in a table on the next page. Additionally, we have included a list of state/territories that indicates the membership benefits offered by each coalition.

## What Membership Benefits do you offer?



\*There were 37 responses to this question



**Summary of Results:** Some coalitions made additional comments, specified in a table below.

<b>Other (specified):</b>	
<b>AZ</b>	<b>Telephone based interpreting service to support program intake. Webcam to participate in Prog. Committee mtgs. Attend 32-hour Legal Advocacy training free. Reduced rate to attend 40-hour Advocate training. Free select trainings or summits. Participation in Advocacy Day at the Capital. Data Management software and ongoing TA, Travel stipends to attend select training events. Mileage reimbursement as needed to attend Prog. Committee Mtg.</b>
<b>IL</b>	<b>Pass through funding is not determined by membership</b>
<b>MD</b>	<b>Some services are based on grants and not membership. Benefits vary according to membership category. Benefits may include: Free MNADV Trainings, Technical assistance, Discounts on MNADV workshops and conferences, Free social work CEUs for workshops and conferences, Access to language line interpretation service, Eligibility to receive periodic cash gifts from donors, Access to vision/dental coverage through NNEDV, Free MNADV brochures, Vote to elect MNADV Board of Directors, Website listings for events and jobs Special password-protected website pages, Advocacy, information, resources.</b>
<b>OH</b>	<b>Reduced cost or free training to member DV programs. Networking opportunities</b>
<b>VI</b>	<b>*Please Note: The items checked above are the benefits that we intend to offer once a membership structure is established &amp; dues are determined.*</b>





## Coalition Membership Benefits by State/Territory

Coalition	Member only resource library	Webinars	Podcast	Publications	Newsletters	Listservs	Receive Pass Through Funding	Conference Calls	Technical Assistance	Board Training	Executive Director Training/ Coaching	Advocate Certification Training	Continuing Education Credits/Training	Executive Director Mentoring/ Peer TA	Host Conferences	Lending Library	Legislative updates/ action alerts	Outreach/campaign materials
AR	X	X		X	X				X	X	X	X	X					
AZ		X		X	X	X			X	X				X	X	X	X	X
CA	X	X				X	X	X	X						X		X	X
CT	X			X	X		X	X	X			X	X		X	X	X	X
GA	X	X		X	X	X	X	X	X	X	X	X				X	X	X
GU								X	X				X		X	X	X	X
HI	X				X			X	X			X	X				X	X
IA	X	X	X	X	X	X	X	X	X	X	X	X	X	X	X	X	X	X
IL		X			X			X	X	X		X	X	X	X		X	X
IN	X	X		X	X	X	X	X	X	X	X		X	X	X	X	X	X
KS		X				X		X	X	X	X	X	X	X	X		X	
KY		X		X	X	X	X	X	X	X	X	X	X	X	X	X	X	X
LA	X	X		X	X		X	X	X	X	X		X	X	X	X	X	X
MA	X	X		X	X	X		X	X	X	X		X	X	X	X	X	X
MD		X		X	X	X		X	X								X	
ME		X			X	X	X	X	X	X			X	X	X	X	X	X
MN		X				X	X	X	X					X			X	X
MP								X	X	X	X		X		X	X	X	X
MS	X			X	X				X	X	X		X	X	X		X	X
MT	X	X		X		X	X	X	X	X	X		X	X	X	X	X	X
ND	X	X		X	X			X	X	X	X	X	X	X	X		X	X
NE		X		X	X	X	X	X	X	X	X	X	X	X	X	X	X	X

## Coalition Membership Benefits by State/Territory (continued...)

Coalition	Member only resource library	Webinars	Podcast	Publications	Newsletters	Listservs	Receive Pass Through Funding	Conference Calls	Technical Assistance	Board Training	Executive Director Training/ Coaching	Advocate Certification Training	Continuing Education Credits/Training	Executive Director Mentoring/ Peer TA	Host Conferences	Lending Library	Legislative updates/ action alerts	Outreach/campaign materials
NH		X		X	X		X		X		X			X		X	X	X
NJ	X	X				X	X	X	X		X	X	X		X	X	X	X
NM		X	X					X	X	X		X	X		X		X	
NV	X				X		X	X	X	X	X	X	X	X	X	X	X	X
OH		X			X	X			X	X			X			X	X	
OK	X			X		X		X	X	X						X	X	X
RI	X				X	X	X	X	X	X	X			X			X	
SD	X			X	X	X		X	X	X	X		X	X	X	X	X	X
UT						X			X			X	X		X		X	X
VA	X	X		X	X	X		X	X	X	X		X		X	X	X	X
VI					X	X		X	X				X				X	X
VT	X	X		X	X	X	X	X	X	X	X	X	X	X	X	X	X	X
WI	X	X	X	X	X	X		X	X	X	X			X	X	X	X	X
WV		X		X		X		X	X	X	X	X	X	X	X	X	X	X
WY	X	X		X	X		X	X	X	X	X		X	X	X	X	X	X
<b>ALL</b>	<b>21</b>	<b>26</b>	<b>3</b>	<b>22</b>	<b>26</b>	<b>24</b>	<b>16</b>	<b>31</b>	<b>36</b>	<b>27</b>	<b>23</b>	<b>17</b>	<b>28</b>	<b>22</b>	<b>27</b>	<b>24</b>	<b>26</b>	<b>31</b>

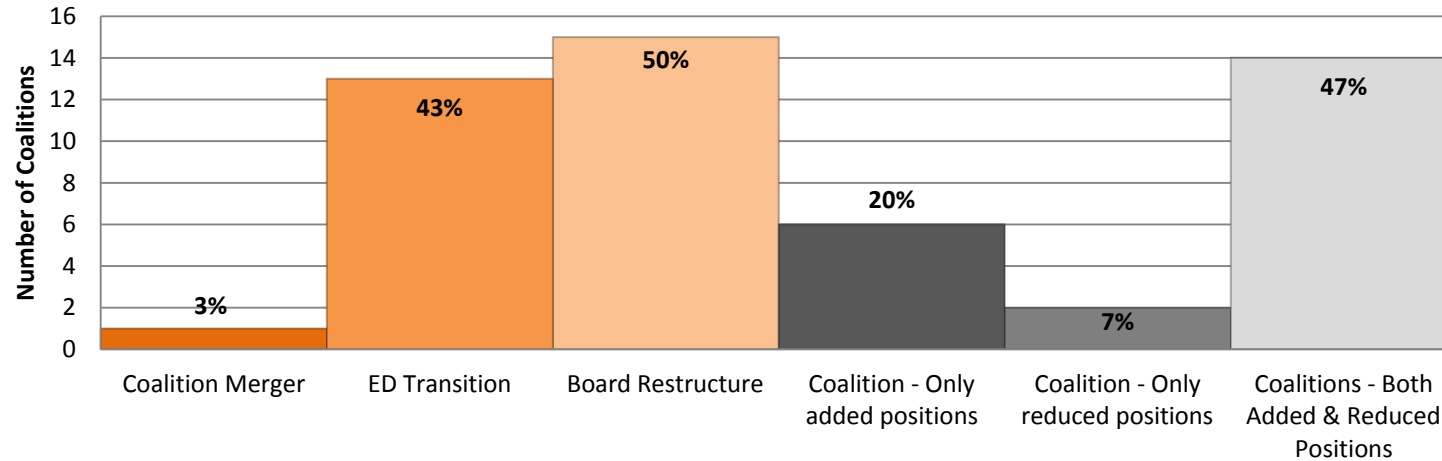
# Coalition Transitions



# Coalition Transitions

**Summary of Results:** Half (50%) of respondents stated that the coalition's board had restructured. Furthermore, almost half of coalitions reported having had an ED Transition (43%) in the past 3 years. Additionally, respondents were asked to identify if they only had positions added (20%), only had positions reduced (7%), or had both added and reduced positions (47%) in the past 3 years. Below you will find the total percentages of each type of transition indicated in the bar, as well as the exact number of coalitions that have undergone each type of transition in the horizontal axis. Some coalitions added comments, specified in the table on the next page. Additionally, we have listed which states/territories reported each type of transition in a table below:

**Has your Coalition Undergone any of the Following Transitions in the Past 3 Years?**



\*There were 30 responses to this question

Other (specified):	
AZ	Coalition Restructure- Became a dual coalition (did not merge)
KY	Just beginning board restructure, changed name
VI	We experienced a Coalition de -merger'; Recently separated as of Jan 2013.



## Coalition Transition by State/Territory

Coalition	Coalition Merger	ED Transition	Board Restructure	Coalition Restructure - Added positions only	Coalition Restructure - Reduced positions only	Coalition Restructure - Added and reduced positions within the past 3 years
AR			X			
AZ						
CA		X				X
GA		X				X
GU						X
HI		X	X			
IA				X		
IL			X	X		
IN				X		
KS						X
KY			X			X
LA			X		X	
MA		X				X
MD			X	X		
ME			X			
MN		X	X			

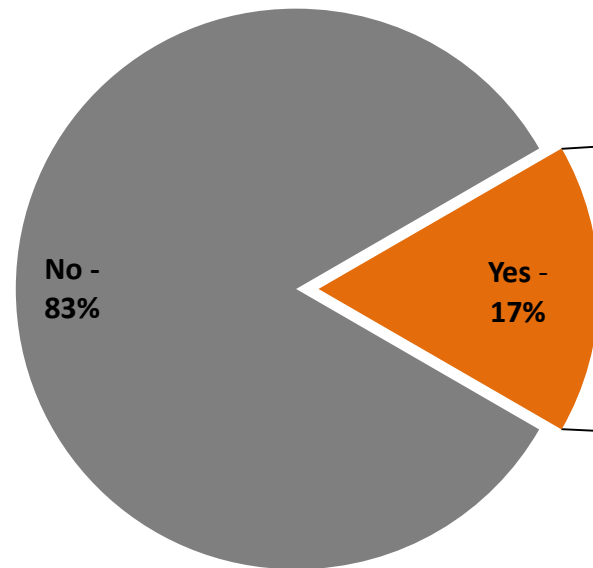
Coalition	Coalition Merger	ED Transition	Board Restructure	Coalition Restructure - Added positions only	Coalition Restructure - Reduced positions only	Coalition Restructure - Added and reduced positions within the past 3 years
MS		X	X	X		
MT						X
ND			X			
NE			X			
NH		X	X			X
NJ		X	X	X		
NV			X			X
OH						X
OK		X				
UT		X	X			X
VA		X				X
VI	X	X				X
VT						X
WI			X			
WV		X			X	
<b>TOTAL</b>	<b>1</b>	<b>13</b>	<b>15</b>	<b>6</b>	<b>2</b>	<b>14</b>



## Coalition Executive Director Contracts

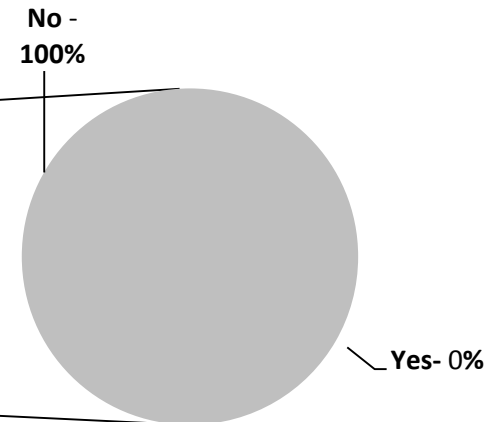
**Summary of Results:** The majority of respondents (83%) stated that they did **NOT** have an employment contract. Of the EDs who have employment contracts (17%), **none** of them had a mediation clause. Below you will find the total percentages of response category, as well as a list of each state/territory coalition's ED contract status.

**Does the Coalition ED have an Employment Contract?**



\*There were 36 responses to this question

**Of EDs with Employment Contracts, does the contract have a Mediation Clause?**



\*There were 6 responses to this question

## Coalition ED Contracts by State/Territory

Coalition	Contract with Clause	Contract without Contract	No Contract
AR		X	
AZ			X
CA			X
CT			X
GA			X
GU			X
HI			X
IA			X
IL			X
IN			X
KS			X
KY			X
LA		X	
MA			X
MD			X
ME			X
MN			X
MP		X	

Coalition	Contract with Clause	Contract without Contract	No Contract
MS			X
MT			X
ND			X
NE			X
NJ			X
NM		X	
NV			X
OH			X
OK		X	
RI			X
SD			X
UT			X
VA			X
VI		X	
VT			X
WI			X
WV			X
WY			X