



Expanded Coalition Directory

June 2015



Building on the past, reimagining the future.

**Intended for Coalition use ONLY*

NNEDV Expanded Coalition Directory

This resource was compiled in February/March 2015 to provide detailed information about coalition structures, membership, budget and grant operations, pass through funding and specialty programming. It is intended for coalition members only. In this directory, you will find information from the states and territories that responded to a survey that collected this data. Please note that while 42 coalitions responded to the survey, not all coalitions responded to every question. The number of respondents is noted under each section and the percentages are calculated by the number of respondents.

We thank the leaders and staff at the DV and Dual coalitions who took time to give us this additional information and we hope that this resource is a useful tool!

The Coalition Capacity Team



Table of Contents

<u>COALITION BOARD</u>	<u>1</u>
BOARD STRUCTURE	2
BOARD STRUCTURE MAP	5
BOARD SIZE	6
BOARD REPRESENTATION OF DV/SA PROGRAMS	8
BOARD SEAT ALLOCATION	10
<u>TRIBAL COALITIONS & PROGRAMS</u>	<u>12</u>
TRIBAL COALITIONS & PROGRAMS	13
<u>COALITION MEMBERSHIP</u>	<u>17</u>
MEMBER PROGRAMS	18

OTHER MEMBERSHIP OPTIONS	21
MEMBERSHIP DUES	23
MEMBERSHIP DUES STRUCTURE	27
MEMBERSHIP BENEFITS	31
<u>COALITION TRANSITIONS</u>	<u>35</u>
COALITION TRANSITION	36
EMPLOYMENT CONTRACTS & MEDIATION CLAUSES	38
<u>COALITION BUDGETS & FUNDING</u>	<u>40</u>
TOTAL BUDGET	41
TOTAL BUDGET MAP	44
FUNDING SOURCES	45
PASS THROUGH FUNDING	49

PAYROLL & BOOKKEEPING OUTSOURCING	52
EXECUTIVE & ASSOCIATE DIRECTOR SALARY	53
<u>COALITION PROGRAMMING</u>	<u>54</u>
PREVENTION PROGRAMMING	55
SPECIALTY PROGRAMMING	56
STATE & LOCAL CAPACITY BUILDING	57
CRIMINAL & CIVIL JUSTICE	58
PUBLIC POLICY & ADVOCACY	59
INCLUSION	60
POPULATION SPECIFIC	61

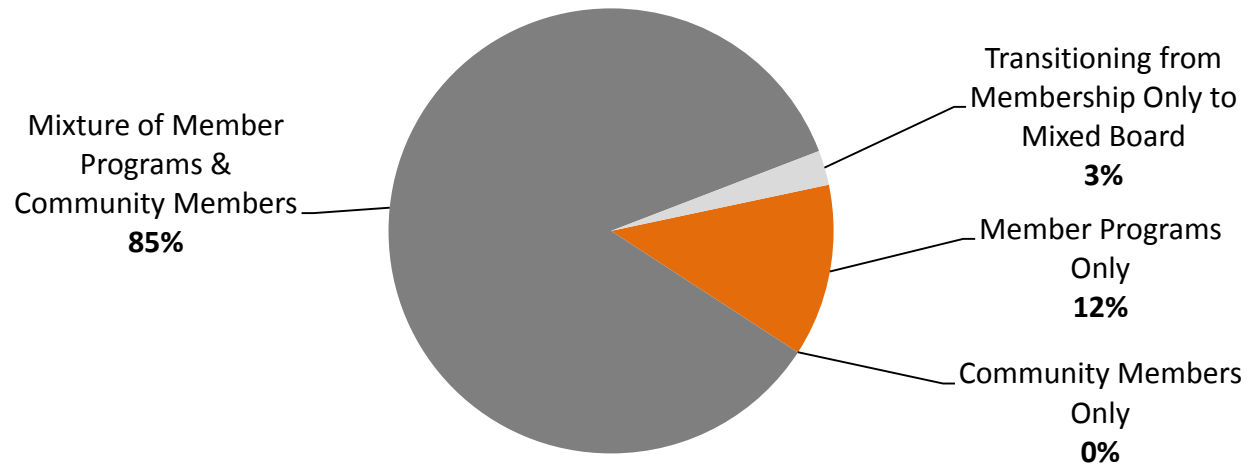
Coalition Board



Coalition Board Structure

Summary of Results: Most respondents (85%) stated that the coalition was comprised of both member programs and community members. Only 15% of respondents reported that they had a board with any of the other compositions (member program only, community member only, or transitioning to a membership only to a mixed board). Below you will find the total percentages of each board structure type, as well as a list by state/territory of board structure types.

How is the Coalition's Board Structured?



*There were 40 responses to this question

Coalition Board Structures by State/Territory

Coalition	Member Programs Only	Community Members Only	Mixture	Transitioning	Other (please specify)
AR			X		
AZ			X		
CA			X		All Board members must be members (and once elected, all are expected to become individual members as well)
CO			X		
CT			X		
GA			X		
GU	X				May also be a community representative working in related DV/SA work but not from member programs.
HI			X		
IA			X		
IL			X		
IN			X		
KS			X		
KY				X	Not transitioning until 2016
LA			X		
MA			X		
MD			X		
ME			X		
MN			X		
MP			X		
MS			X		
ND			X		

Key
Member Program Only
Community Members Only
Mixture
Transitioning

Coalition Board Structures by State/Territory (continued...)

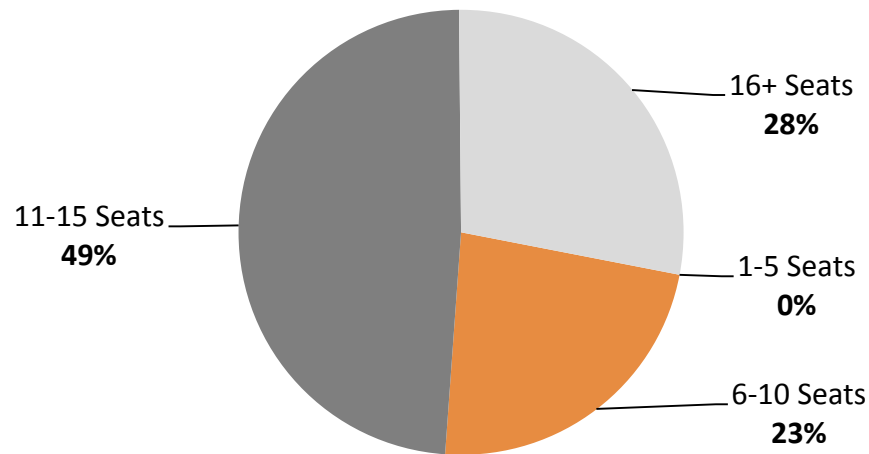
Coalition	Member Programs Only	Community Members Only	Mixture	Transitioning	Other (please specify)
NH			X		
NJ			X		
NM			X		
NV			X		
OH			X		
OK	X				
PA			X		
RI			X		
SD	X				
TN			X		
TX			X		Member programs + 7 at-large positions
UT			X		
VA			X		
VI			X		
VT	X				
WI			X		
WV	X				
WY			X		

Key
Member Program Only
Community Members Only
Mixture
Transitioning

Coalition Board Size

Summary of Results: The largest proportion (49%) of coalitions had between 11-15 seats. The next largest proportion was closely split between 16+ board size (28%) and a board size between 6-10 seats. Because the question did not specify this detail, it is not known if respondents reported the number of seats that are available or currently filled on their Board. Below you will find the total percentages of each board size based on 4 ranges, as well as a list by state/territory of board size.

What is the Current Size of your Coalition's Board of Directors?



*There were 39 responses to this question

Coalition Board Size by State/Territory

Coalition	Number of Board Members
AR	19
AZ	15
CA	20
CT	17
GA	15-21
GU	9
HI	5
IA	9
IL	17
IN	15
KS	9
KY	15
LA	12 to 15
MA	12
MD	15
ME	9
MN	15
MP	7
MS	18

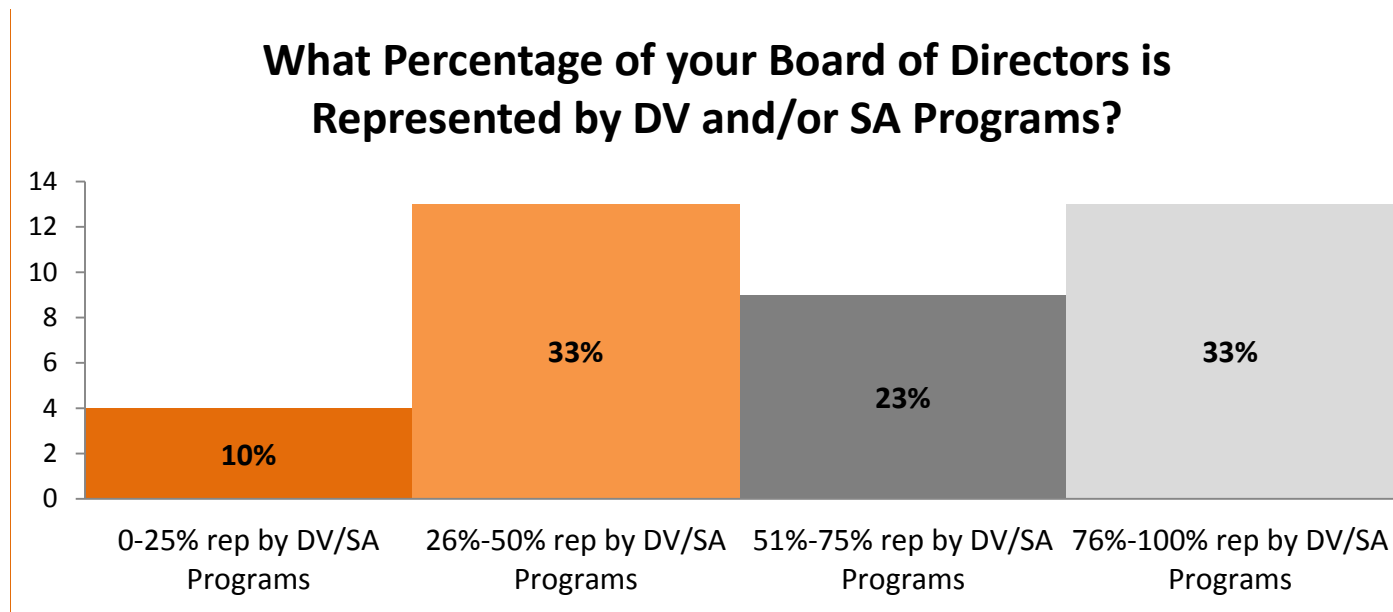
Coalition	Number of Board Members
MT	13
ND	15
NE	12
NH	11
NJ	10
NM	11
NV	12
OH	19
OK	9
PA	15
SD	23
TN	22
TX	16
UT	7
VA	17
VI	9
VT	14
WI	15
WV	14
WY	11

Key
1-5 seats
6-10 seats
11-15 seats
16+ seats



Board Representation of DV/SA Programs

Summary of Results: The majority of coalitions (22 of 39) reported that they had at least a 51% representation of DV and/or SA programs on their board. About a third of coalitions (13 of 39) indicated that they had between 26%-50% representation of DV and/or SA programs on their board and a small proportion (4 of 39) reported less than 25% representation of DV and/or SA programs on their board. Because the question did not specify this detail, it is not known if respondents reported the representation of DV and/or SA programs currently on the Board or if there are allocated seats for DV and/or SA programs. It was also not asked or specified if the DV and/or SA programs identified are member programs of the coalition or not. Below you will find the total percentage of coalitions in the bar, as well as the total number of coalitions in the y axis that identified the percentage of DV and/or SA programs on their board. On the next page, you will also find a list by state/territory with the percentage of board representation of DV and/or SA programs for each coalition.



*There were 39 responses to this question

Board Representation of DV/SA Programs by State/Territory

Coalition	0-25%	26-50%	51-75%	76-100%
AR				X
AZ		X		
CA				X
CT	X			
GA			X	
GU				X
HI				X
IA		X		
IL		X		
IN	X			
KS	X			
KY				X
LA		X		
MA		X		
MD		X		
ME				X
MN		X		
MP		X		
MS			X	

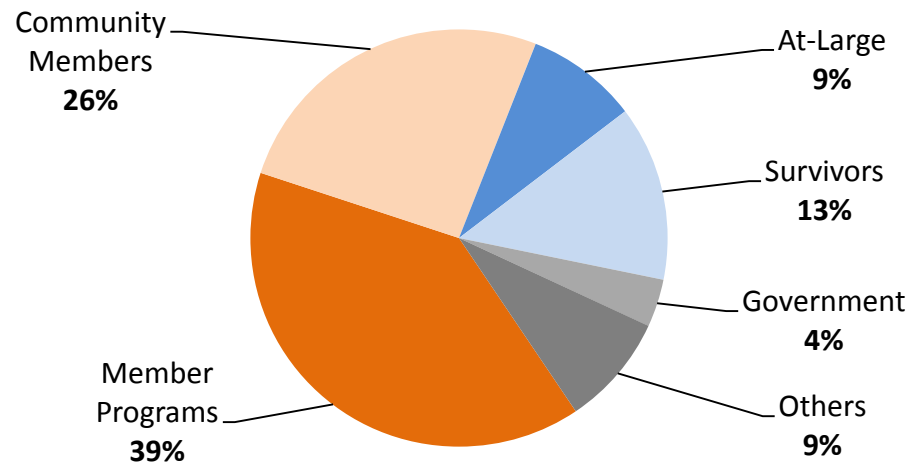
Key
0-25%
26-50%
51-75%
76-100%

Coalition	0-25%	26-50%	51-75%	76-100%
MT				X
ND			X	
NE	X			
NH		X		
NJ				X
NM				X
NV			X	
OH			X	
OK				X
RI		X		
SD				X
TN		X		
TX			X	
UT			X	
VA		X		
VI		X		
VT				X
WI			X	
WV				X
WY			X	

Coalition Board Seat Allocation

Summary of Results: The largest proportion of coalitions (39%) had Member Programs seats allocated on their board with the next largest proportion having Community Member seats allocated (26%). Smaller proportions of coalitions had seats allocated on their board for Survivors (13%), At-Large Members (9%), and Government Officials (4%). Some coalitions reported that they had 'Other' board member categories with seats allocated on their board (9%), which was not specified further on this survey. You will also find below the total percentages of coalitions with each seat 'category' allocation, as well as a list by state/territory of the number of seats allocated to each board member category.

Do you have Seats Allocated on your Board of Directors for the Following 'Categories'?



*There were 35 responses to this question

Board Seat Allocation by State/Territory

Coalition	MP	CM	AL	SV	GV	OT
AR	10		9			
AZ				1		1
CA	7	4	10			
CT	3	14				
GA	11	10		1		
GU	2					7
IA	3	7				
IL	5	10	2			
IN	2	12		1		
KS	2	7				
KY	15					
LA	6	6		1		
MA	10	7				
ME	8					
MN	8					
MP						1
MS	13	5				

Key
MP – Member Programs
CM – Community Member
AL – At-Large Member
SV - Survivors
GV – Government Officials
OT- Other

Coalition	MP	CM	AL	SV	GV	OT
MT			8			5
ND	8	6		1		
NE	3	9		1		
NH	4					
NJ	8	3				
NV	3	5	4			
OH	10	9				
OK	9					
RI	6	8		1		
SD	24					
TN	9	11		2		
TX	9		7			
VA	5			5		5
VI	4	2			3	
VT	14					
WI	8	7		8		8
WV	14					
WY	6	3			2	



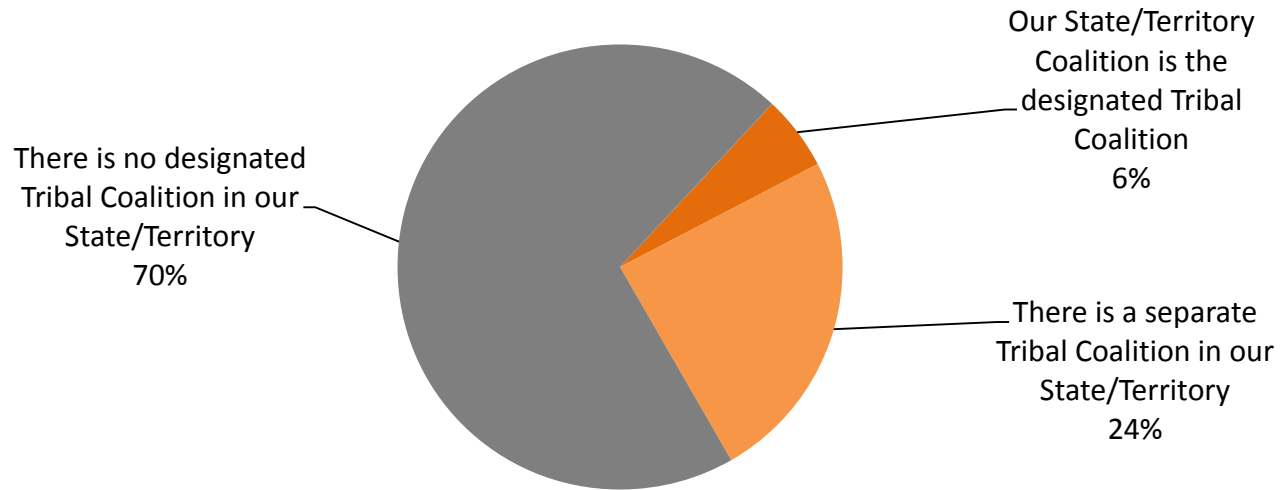
Tribal Coalitions & Programs



Tribal Coalitions Designation

Summary of Results: The majority of respondents (70%) stated that there was not a designated tribal coalition in their state/territory. Only 6% of respondents reported that the state/territory coalition is the designated tribal coalition. Below you will find the total percentages of each response option, as well as a list by state/territory of the tribal coalition and program designations.

Regarding Tribal Coalition's in your State/Territory

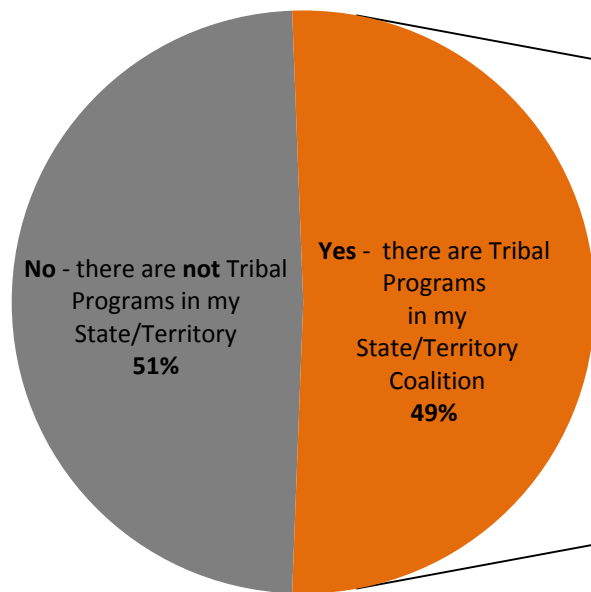


*There were 36 responses to this question

Tribal Programs & Membership in DV/Dual Coalitions

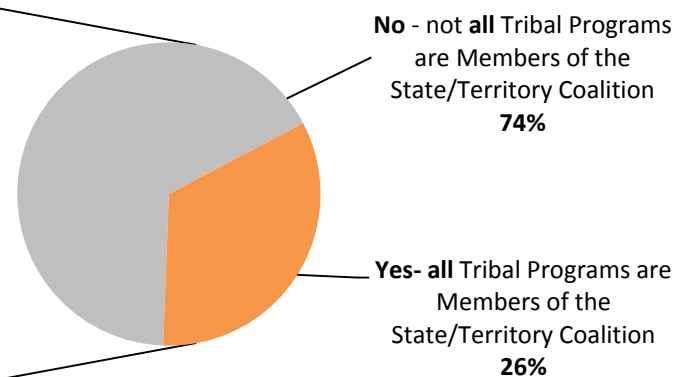
Summary of Results: The majority of respondents (51%) stated that there were NO DV and/or SA tribal programs in their state/territory. For those with DV and/or SA tribal programs in their state/territory, most responded that not all DV and/or SA tribal program were members of the coalition. Below you will find the total percentages of response category as well as, a list by state/territory of the tribal designations.

Are there DV and/or SA Tribal Programs in your State/Territory?



*There were 39 responses to this question

Of States/Territories with DV and/or SA Tribal Programs, are all Tribal Programs Members of the Coalition?



*There were 19 responses to this question

Tribal Coalitions, Programs, and Membership in DV/Dual Coalitions by State/Territory

Coalition	State/Territory Coalition is Designated Tribal Coalition	Separate Tribal Coalition	No Designated Tribal Coalition	Are there Tribal Programs in your State/Territory?	Of States/Territories with DV and/or SA Tribal Programs, are ALL Tribal Programs Members of the Coalition?
AR			X	No	
AZ		X		Yes	No
CA				Yes	No
CO			X		
CT			X	No	
GA			X	No	
GU			X	No	
HI				No	
IA	X			Yes	Yes
IL			X	No	
IN			X	No	
KS			X	Yes	No
KY			X	No	
LA			X	Yes	No
MA			X	Yes	No
MD			X	No	
ME		X		Yes	No
MN		X		Yes	No
MP			X	No	
MS			X	Yes	No
MT		X		Yes	No
ND		X		Yes	Yes
NE		X		Yes	No
NH			X	No	



Tribal Coalitions, Programs, and Membership in DV/Dual Coalitions by State/Territory (continued...)

Coalition	State/Territory Coalition is Designated Tribal Coalition	Separate Tribal Coalition	No Designated Tribal Coalition	Are there Tribal Programs in your State/Territory?	Of States/Territories with DV and/or SA Tribal Programs, are ALL Tribal Programs Members of the Coalition?
NJ			X	No	
NM		X		Yes	No
NV				Yes	No
OH			X	No	
OK		X		Yes	No
RI			X	No	
SD		X		Yes	Yes
TN			X	No	
TX					
UT				Yes	Yes
VA			X	No	
VI			X	No	
VT			X	No	
WI	X			Yes	No
WV			X	No	
WY			X	Yes	Yes

