

NNEDV


12th Annual Domestic Violence Counts Report

NATIONAL NETWORK TO **END** DOMESTIC VIOLENCE




24-HOUR CENSUS
of Domestic Violence
Shelters and Services

To the staff at the 1,694 local domestic violence programs who participated in this National Census of Domestic Violence Services, **thank you** for taking time out of your busy schedules to provide us with a glimpse of the amazing, life-saving work you do every day.



NNEDV

 National Network to End Domestic Violence
1325 Massachusetts Avenue, 7th Floor
Washington, DC 20005
202-543-5566
NNEDV.org/Census
census@nnedv.org



DOMESTIC VIOLENCE COUNTS National Summary

On September 13, 2017, 1,694 out of 1,873 **(90%)** identified domestic violence programs in the United States participated in the National Census of Domestic Violence Services. The following figures represent the information provided by these 1,694 participating programs about services provided during the 24-hour survey period.

72,245 Victims Served in One Day

40,470 adult and child victims of domestic violence found refuge in emergency shelters or transitional housing provided by local domestic violence programs.

31,775 adult and child victims received non-residential assistance and services, including counseling, legal advocacy, and children’s support groups.

Percentage (%) of Programs Providing	On Census Day
Children’s Support or Advocacy	84%
Emergency Shelter	77%
Transportation	54%
Court Advocacy/Legal Accompaniment	53%
Prevention or Education Programs	48%
Transitional and Other Housing	38%
Therapy/Counseling for Adults (by a licensed practitioner)	30%

20,352 Hotline Calls Answered

Domestic violence hotlines are a lifeline for victims in danger, providing support, information, safety planning, and resources. During the 24-hour survey period, local and state hotline staff answered **19,147** calls and

National Domestic Violence Hotline staff answered **2,205** calls.¹ This averages more than **14** calls every minute.

24,030 Attended Prevention and Education Trainings

On Census Day, local domestic violence programs educated **24,030** individuals in communities across the United States. Advocates provided **1,240** trainings that addressed domestic violence prevention, early intervention, and more.


11,441 Unmet Requests for Services in One Day, of which 7,416 (65%) were for Housing

Victims made **11,441** requests for services – including emergency shelter, housing, transportation, childcare, legal representation, and more – that could not be provided because programs lacked the resources to meet victims’ needs.

In the past year, **1,077** staff positions were laid off or went unfilled nationwide. Most of these positions **(62%)** were direct service providers, such as shelter staff or legal advocates. This means that there were fewer advocates to answer calls for help or provide needed services.

❖ **From an advocate in Florida: “A survivor came to our shelter after living on the streets for 8 years with her abusive partner. She was so grateful for the clothing and new shoes we provided that she cried. She’s about to move into safe housing.”**

¹ National Domestic Violence Hotline Staff answered 1,798 calls and 407 chats or texts.



“Many survivors were emotionally triggered by the threat, fear, and uncertainty that the approach and experience of the hurricane caused.”

—Florida advocate



Helping Survivors and Their Children Weather the Storm in Disaster-Affected Areas

On Census Day, 102 of the participating local domestic violence programs (6%) were impacted by, or still recovering from, natural disasters, including wildfires, hurricanes, or flooding. Sadly, some local programs were unable to participate at all this year due to natural disasters.

Domestic violence programs face unique challenges in the wake of a natural disaster. Shelters often have to evacuate many people at once, while taking into account specific safety concerns. For example, a survivor may not be able to evacuate to the main disaster shelter in a smaller community because the abuser may be at the same shelter.

“One survivor had her abuser steal her car keys so she could not evacuate. An advocate was able to get a locksmith to donate their services to make her a new key and get her back on the road.” –Florida advocate

“A survivor and her child lost their home to the wildfire. They also had to cope with being harassed by the abuser and trying to stay safe at the same time.” –California advocate

“A survivor and her children had been living in low-income housing for the past year. Her apartment flooded and she lost everything. She was relocated to shelter and now has to start rebuilding her life once again.” –Texas advocate

▶▶▶ In just one day...

On September 13, 2017, for the twelfth consecutive year, the National Network to End Domestic Violence (NNEDV) conducted a one-day, unduplicated census of domestic violence services requested and received across the country. The data – including the number of individuals accessing services, the types of services they requested, and the number of unmet requests – appears in the context of the stories and experiences of survivors and advocates. Of the 1,873 domestic violence programs and shelters identified² nationwide, 1,694 programs³ in all fifty states, the District of Columbia, Puerto Rico, and Guam participated on the Census Day.

In just one day, 72,245 adult and child victims received vital, life-changing domestic violence services. Yet on the same day, 11,441 requests for services were unmet due to a lack of resources. Through one of these 1,694 programs, 40,470 adult and child victims found safety in emergency shelters, transitional housing, or other housing, and 31,775 adult and child victims received support and advocacy through services ranging from counseling, to childcare, to courtroom advocacy, and more. In addition, local, state, and national domestic violence advocates answered 20,352 hotline calls⁴ and provided 1,240 trainings on domestic violence prevention, early intervention, and related topics to 24,030 people.

For more than a decade, NNEDV's Domestic Violence Counts Census Report has documented a snapshot of the outstanding and often life-saving work that domestic violence shelters and programs provide every day, as well as the many requests for services that cannot be met despite advocates' dedication and creativity.

During this time, unsteady funding at federal, state, and local levels (in some areas, compounded by natural disasters) has caused many programs to reduce services and has caused some to permanently close their doors. While some funding streams (including the Violence Against Women Act, Family Violence Prevention and Services Act, and the Victims of Crime Act) have been increased or restored recently at the federal level, many programs are only beginning to rebuild after losses.



Domestic violence programs are a safe harbor, providing refuge and support to victims in need of understanding and safety. Advocates and programs must have greater resources and support so that when victims reach out for help, they are met with compassionate advocacy and a safe place to go.

² To qualify for participation in the Domestic Violence Counts Census, a program's primary purpose must be domestic violence services. ³ Approximately 90% of eligible programs participated on Census Day. ⁴ State and local advocates responded to 19,147 hotline calls and National Domestic Violence Hotline staff answered 798 calls and 407 chats or texts on Census Day.

VICTIMS SERVED



Domestic Violence Services are a Much-Needed Lifeline for Victims in Crisis

Victims often reach out for assistance after a particularly violent or threatening incident, or when the violence has escalated and they fear for their lives or the lives of their children. It is vitally important that domestic violence programs are equipped to provide services and safety whenever a victim reaches out for help.

VICTIMS SERVED	Emergency Shelter	Transitional Housing or Other Housing	Non-Residential Services	Total
Adults	12,974	8,448	25,801	47,223
Children	12,926	6,122	5,974	25,022
Total	25,900	14,570	31,775	72,245

ANSWERING THE CALL

On September 13, 2017: Local, state, and national domestic violence hotlines answered 20,352 calls from victims of domestic violence in a single day (an average of 848 calls per hour or more than 14 calls per minute).⁵

Shelter and Housing Services Provide Safety and Refuge

Survivors escaping abuse and beginning new lives have many basic needs – which may include food, transportation, childcare, legal assistance, or financial assistance – but one of the most immediate needs is a safe place to stay. When victims make the difficult decision to leave, they should not have to worry about where they and their children will sleep at night. Through housing services, local programs provide safety and community in a time of fear and uncertainty.

Creating Pathways from Shelter to Permanent Safe Housing

Emergency shelter gives survivors a safe place to stay immediately after they flee an abusive partner. Following a stay in shelter, many survivors have little money and no credit and need help transitioning to permanent safe housing. Transitional housing is offered by some local programs as a temporary accommodation designed to be a stepping stone between crisis and long-term safety and economic stability. Short-term rental assistance, permanent supportive housing, or other housing options are also offered by some programs.

The common length of stay in an emergency shelter is 30 to 60 days; however, this can sometimes be extended for survivors based on their needs and the availability of housing in the region. A North Carolina advocate shared this terrifyingly common situation for overflowing shelters: “A woman called our hotline requesting shelter. Her abuser had shot at her the week before, and she was afraid for her life, but we had no shelter space available.”



REAL STORIES

“An advocate provided on-scene response for a domestic violence 911 call and was able to make a safety plan and find safe housing for the survivor. The survivor said the plan saved her life, and that she was going to be safe for the first time.”

—Kansas advocate

“A survivor who is eight months pregnant moved from our shelter into her own fully-furnished apartment with the assistance of our agency.”

—Ohio advocate

⁵ State and local advocates responded to 19,147 hotline calls and National Domestic Violence Hotline staff answered 798 calls and 407 chats or texts on Census Day.

OPENING THE DOOR

On September 13, 2017: A total of 25,900 adult and child victims found refuge in emergency shelter. In addition, 14,570 adult and child victims were safely housed in transitional housing or other housing services offered by local programs. Seventy-seven percent of reporting programs provided emergency shelter and 38 percent provided transitional or other housing services for survivors and their children.

While living in transitional housing or other housing arranged or run by local programs, survivors can work toward obtaining longer-term housing while making use of other services that are offered by local programs as they rebuild their lives. Without safe and supportive housing, many victims face an unbridgeable gap between the abuse they are experiencing at the hands of someone who claims to love them and the long-term safety they deserve.

Comprehensive and Compassionate Advocacy and Support

In the aftermath of abuse, survivors benefit from compassion and support as they begin to heal and rebuild their lives. Advocates follow the survivor's lead as they develop safety plans and coordinate other resources and services. With every interaction, advocates help survivors feel heard, valued, and connected. An advocate in Texas shared this from the Census Day: "A survivor and her three children arrived at our agency with nothing but the clothes on their backs after fleeing her abusive partner. She and her children hadn't eaten anything that entire day and she had to leave medication for her son with special needs behind. We were able to give them shelter, clothing, and a hot meal and helped the survivor get her son's medication. She said she was grateful for a safe place to stay and so much support."

Local programs provide vital support and services, including legal advocacy, counseling, employment and job readiness services, help in overcoming financial abuse,

safety planning, transportation, and childcare. Advocates provide survivors with tools to empower them to address each unique and often complex need.

From an advocate in Arkansas: "A survivor and her children had been staying with us for a month. With our help, she applied for pro bono attorney services to assist with her divorce and custody case, but there has been a shortage of no-cost legal representation, so the survivor had been representing herself in court. We were notified on Census Day that the survivor would be assigned an attorney! When we told her, she started crying and told us how much we had done for her and her family, including helping with housing, financial assistance, transportation, counseling, and legal advocacy. She said she never thought she would feel safe, be independent, work, or be able to live on her own as a single parent. Now she's empowered and hopeful for her future."

HELPING SURVIVORS HEAL

On September 13, 2017: Overall, 31,775 individuals received essential supportive services.

Percentage (%) of Programs Reporting	On Census Day
Children's Support or Advocacy	84%
Emergency Shelter	77%
Transportation	54%
Court Accompaniment/Legal Advocacy	53%
Prevention or Education Programs	48%
Support/Advocacy Related to Housing/Landlord	44%
Transitional or Other Housing (run by DV program)	38%
Therapy/Counseling for Adults (by a licensed practitioner)	30%
Support/Advocacy for Teen/Young Adult Victims of Dating Abuse	23%
Job Training/Employment Assistance	18%
Homicide Reduction Initiative/Lethality Assessment	16%

VICTIMS SERVED



Prevention Through Education: Ending Domestic Violence at the Community Level

Local programs foster community-wide education and prevention initiatives that are crucial to creating a world free from domestic violence. Training and educating children and young adults about healthy relationships and the signs of dangerous and controlling behavior is a vital step towards preventing abuse. Local programs help students, educators, and parents understand the many forms of domestic violence, including financial, emotional, and technology-facilitated abuse. They also offer training specifically designed for professionals, such as law enforcement officers, attorneys, and child protective services employees. Encouraging a deeper understanding of domestic violence results in a system-wide response that is more receptive to victims and demands greater accountability for perpetrators.

During trainings, community members, students, and professionals will sometimes reveal that they are being victimized and ask for help. This illustrates that domestic violence can happen to anyone and demonstrates why community-wide outreach is important.

An advocate in New York observed: “Young victims and survivors of teen dating violence often lack the language to name their experience because they see abusive behaviors normalized in society. Having no knowledge of where to receive help makes talking about their experiences difficult. In an ideal world, formal prevention education would begin much earlier, but we do not have the capacity currently to provide those services.”

FORGING COMMUNITY CONNECTIONS AND EXPANDING KNOWLEDGE

On September 13, 2017: Advocates provided 1,240 trainings to 24,030 students, parents, teachers, law enforcement officers, mental health professionals, attorneys, child protective services employees, and other professionals.



REAL STORIES

“A family of three came to our shelter. During the intake, I explained that we’re here to keep them safe. The youngest child responded, ‘I feel safe here. I felt safe the moment we walked in!’”


—Wisconsin advocate

“We were able to provide financial assistance for a client so she could have the childcare she needed to complete a college certificate program.”

—New Hampshire advocate

INCREASED FUNDING HELPS INCREASE LOCAL PROGRAM STAFFING

Due to increased funding from the Victims of Crime Act (VOCA) fund, 714 local programs were able to hire a total of 2,025 new staff positions to provide critical services to survivors of abuse. Increased VOCA funds should help the domestic violence field reach more victims, provide innovative and specialized services, and may help decrease the unmet requests over time. Unfortunately, many programs that do not receive VOCA funds laid off critically-needed staff during the past year.



“A young boy in shelter was crying. When I asked what was wrong, he replied, **‘I’m just happy to be here.’** He said that no one had ever cared for him and his mom so much, and he was afraid they’d have to leave. I said we had an apartment for them and they’d never have to go back.”

—PUERTO RICO ADVOCATE

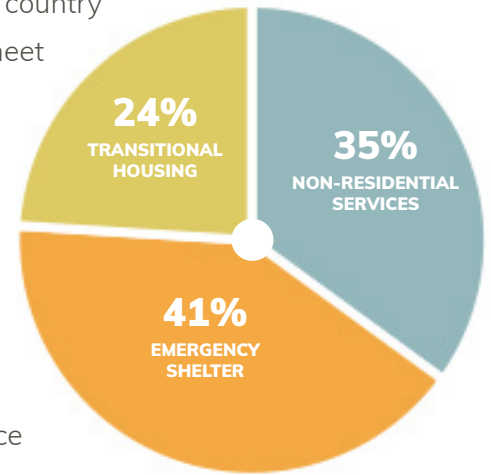


DEVASTATING UNMET NEEDS



A Lack of Resources Leads to Devastating Unmet Needs

Domestic violence programs and shelters across the country are operating without enough funding and staff to meet victims' needs. The economic environment of the last decade has resulted in a combination of fewer private funds, lower community donations, and reduced state and local funding. While funding for crime victims' services has been increased at the federal level, there have been challenges in allocating and distributing the funds, so it is still an uphill battle to meet the needs of all domestic violence victims. This long-term shortage of resources has been compounded by a critical shortage of other services, such as low-income housing and affordable mental health services, that adult and child victims often need.



BREAKDOWN OF UNMET REQUESTS ON 9/13/17



REAL STORIES

"We had to turn away a woman in her seventies who was homeless because we didn't have shelter space and couldn't find other shelter options. Her only other option was a tent in the woods."

—Washington advocate

"A victim had lost custody of her children to her abusive partner. She didn't understand the ruling and came to us for assistance, but we were unable to provide funds for an attorney consultation."

—Oregon advocate

Unmet Requests for Domestic Violence Services

Unmet Requests	Emergency Shelter (41%)	Transitional or Other Housing (24%)	Non-Residential Services (35%)	Total
Children	2,723	1,697	2,956	7,376
Adults	1,906	1,090	1,069	4,065
Total	4,629	2,787	4,025	11,441

UNANSWERED CALLS FOR HELP

On September 13, 2017: There were 11,441 requests for services that participating programs were unable to provide due to a lack of resources.

Safe Housing is the Most Needed and Most Often Unavailable Service

Shelter is crucial for victims facing life-threatening violence, particularly because leaving is the most dangerous time for survivors.⁶ Abusers often try to prevent victims from leaving by escalating the violence. An advocate in Florida shared: "On Census Day, a survivor called looking for shelter. She and her three kids had been living in a hotel after fleeing an abusive partner, but she was running out of funds and unsure of how to continue keeping a roof over their heads. Our shelter and the other shelters in the area were over capacity and were unable to assist her."

When shelters are at capacity, many programs look to alternative safe locations to house survivors, such as hotels or motels, which can be expensive. Without this option, victims and their children may be forced to choose between homelessness and returning to a violent abuser.

⁶ Campbell, J.C., Webster, D., Koziol-McLain, J., et al., "Risk Factors for Femicide in Abusive Relationships: Results from A Multisite Case Control Study," *American Journal of Public Health*. 2003; 93(7):1089-1097.

An advocate in Utah shared, “A woman came to us because her abuser had threatened to kill her. She is from another country and had no support system. Our shelter was full, as were the other shelters in the area. We were able to get her a room in a hotel for only three days while we tried to find her other accommodations.”

Transitional housing is a proven method of helping victims regain personal and economic stability after they leave emergency shelter. Domestic violence programs sometimes have resources to provide other housing options, including short-term rental assistance paired with services or permanent supportive housing, to meet survivors’ diverse housing needs. However, many victims leave shelter without a stable place to live.

In North Dakota, an advocate reported that on the Census Day: “We received a request for rental assistance from a woman leaving an abusive partner, but we were unable to help. She said, ‘He controls all of the finances. I can’t get out on my own.’ Many of our clients are unable to leave because of financial control.”

LOSS OF HOUSING SERVICES

In 2017: Due to funding cuts, 84 programs reported that they had to reduce or eliminate alternative housing services, such as hotel or motel stays. Currently, 44 percent of domestic violence programs provide transitional housing as part of their services throughout the year, but because of funding cuts, 54 programs had to reduce or eliminate transitional housing services.

A Michigan advocate shared, “Today, our shelter was full and we had to turn away a mother of two living in a rural area with no transportation.”

Staffing Cuts Lead to Unmet Needs and a Reduction in Services

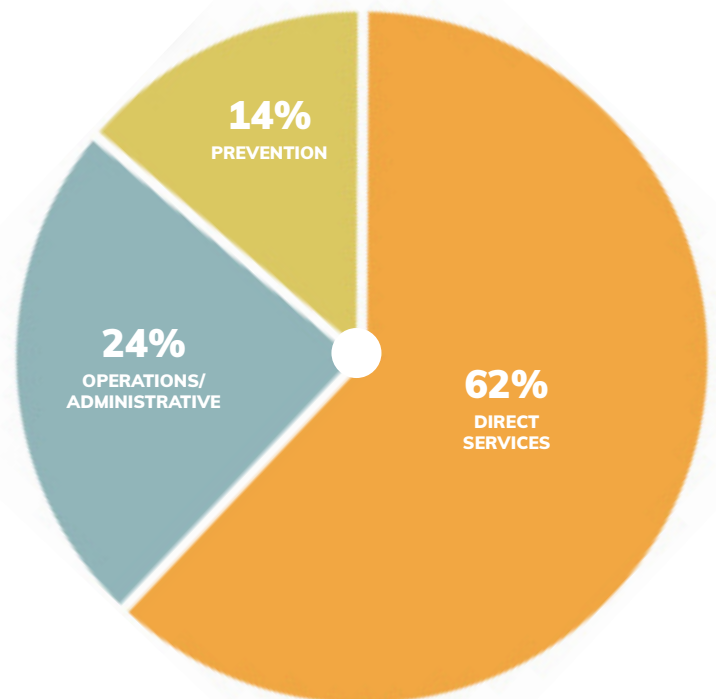
Most programs operate with small staffs and budgets that are at the mercy of local, state, and federal commitments. Funding cuts lead to layoffs and fewer resources to

provide critical services for victims in need. On the Census Day in Illinois, an advocate shared: “A pregnant woman called looking for shelter for her and her three children. She was trying to flee the area after already moving once because her abuser had found her. Due to state budget cuts, we no longer have enough space to meet the demand of clients, so we couldn’t bring her into our shelter.”

LOSS OF STAFFING

In 2017: 531 of the local programs surveyed (31%) laid off or left unfilled 1,077 staff positions. Of these positions, 62 percent were direct service providers, such as case managers, advocates, shelter staff, and child advocates.

An Illinois advocate shared, “On Census Day, our emergency shelter had four full-time advocate positions open. We had to turn away two families because no one was available to do safety planning with them.”



TYPES OF POSITIONS LAID OFF OR UNFILLED IN 2017

DEVASTATING UNMET NEEDS

Services Reduced or Eliminated in 2017	Number of Programs Making this Reduction or Elimination
Hotel/Motel Stay	84
Transitional Housing	54
Transportation	33
Legal Representation by an Attorney	32
Emergency Shelter	26
Childcare	25
Therapy/Counseling for Adults (by a licensed practitioner)	25
Therapy/Counseling for Children (by a licensed practitioner)	23
Bilingual Advocacy	20

Lack of Legal Services May Lead to Further Victimization

Survivors must often face their abuser in court to obtain a protection order, gain child support, or testify in criminal proceedings. Survivors are frequently further victimized and endangered by the financial and emotional drain of legal processes and outcomes, particularly when they don't have proper legal representation. Access to legal services, such as a legal advocate or lawyer, can significantly impact safety and long-term stability.

On Census Day, an advocate in California shared, "A survivor we assisted in filing for a restraining order received an extension to seek legal services when she found out her abuser had hired an attorney. Later that same day, her abuser emptied her bank account, so she could no longer afford representation. We don't have attorneys on staff or pro bono attorneys in the community, so she had to represent herself. She didn't get her protective order."

Without proper legal representation or advocacy, survivors and their families struggle to stay safely out of an abuser's reach. In Oregon, an advocate shared, "Our local legal services agency hasn't been able to represent any of our clients for nearly six months because of understaffing and

[the agency] continues to decline cases."

REPRESENTING SURVIVORS

On September 13, 2017: 53 percent of programs were able to have advocates accompany victims to court, but only 13 percent of programs were able to assist victims with legal representation.

In 2017: 22 programs reduced or eliminated their legal advocacy services and 32 reduced or eliminated their capability to provide legal representation.

Lack of Transportation is a Significant Barrier that Impacts Survivors' Safety

Many victims who want to leave their abuser do not have the transportation needed to get to shelter and are left stranded in an unsafe place. This is especially true for survivors living in rural, isolated, or geographically-scattered communities. Physical distance, coupled with a lack of public transportation, can make it difficult to reach a crisis center that could be more than 100 miles away. Even in urban areas, the lack of transportation can make it difficult for victims to leave a violent partner or get to counseling, court dates, job interviews, or work.

Transportation services such as bus vouchers, money for gas, or transportation in an agency vehicle are offered by some programs. However, not all victims can find the transportation needed to get to shelters or to access services that would help them work towards economic independence.

An advocate in Georgia shared, "We serve a very rural area, so transportation is an issue. Recently, two of our shelter residents had to turn down employment opportunities due to lack of transportation. While we have a van, we're unable to transport residents to and from work on a daily basis."

LACK OF TRANSPORTATION

In 2017: 48 programs reduced or eliminated transportation-related services due to budget cuts.

❖ “Because of limited housing funds, we were unable to provide housing to a client who is homeless. She and her four children have been sleeping on a relative’s sofa and floor for months.” —Mississippi advocate

Limited Resources and Services Further Marginalize Underserved Victims

Victims from marginalized communities may face isolation, fear, restrictive immigration laws or policies, and language barriers – any of which could prevent them from reaching out for help.

Abusers often control immigrant victims by deliberately misrepresenting the law, confiscating immigration documents, threatening to get the victim deported, or threatening to take away their children if they report the violence. When immigrant victims are able to escape abuse, additional barriers could keep them from accessing safety because underfunded programs may lack bilingual advocates or culturally-specific services.

An advocate in Delaware shared, “Although we offer comprehensive immigration support services, some victims

are afraid to petition for their own legal status due to fear of being deported. Another issue we face is clients unwilling to file police reports because they fear their abuser, who is usually their family’s sole source of financial support, may face deportation.”

Survivors who are elderly, live with a disability, or have children with a disability, may have a harder time accessing safety.

Victims who identify as members of the LGBTQ community also face unique barriers. Criminal justice and law enforcement systems and personnel often struggle to understand the dynamics of domestic violence in the LGBTQ community and to provide help in a culturally-competent manner. Despite laws that prohibit discrimination, LGBTQ survivors sometimes have a difficult time accessing help and protection.

❖ REAL STORIES ❖

“A gender-nonconforming survivor called our program because we have services geared towards the LGBTQ community. They said they don’t trust social services organizations or the police, but they felt safe enough to safety plan and access resources with us. LGBTQ-specific advocacy is essential to gaining survivor trust and supporting survivors’ safety.”

—Vermont advocate

“A victim called to request counseling services and was added to a waitlist that’s already 40 people long. We only have two full-time and one part-time counselors on staff to serve all of the survivors in our county. Based on current demand, the survivor will have to wait a minimum of three weeks for her appointment.”

—Maryland advocate

“A survivor called and requested assistance with a protective order. She was afraid and in need of immediate help. Because of funding and staff shortages, our program only has one court advocate and she was already at a court hearing with another survivor. The caller couldn’t wait until the advocate returned.”

—Louisiana advocate

“A survivor living with disabilities and her three children had been in our shelter for six weeks. Though she found her first job and reconnected with medical care, we were unable to find her transitional housing. Faced with homelessness or moving back in with her abuser, she felt she had no choice but to return to the housing and financial support provided by her abusive partner.”

—Colorado advocate



“A pregnant woman who was close to giving birth came to us seeking shelter. Unfortunately, our emergency shelter was completely full and we did not have any transitional housing units for her, nor were there any other housing options suitable for a newborn child to live in.”

—UTAH ADVOCATE

DEVASTATING UNMET NEEDS

Lack of Affordable Childcare is a Barrier to Safety

Most survivors with children need to meet with lawyers, look for jobs, go to work, and connect with community resources; but this can be impossible without affordable childcare.

An advocate in Tennessee shared this from the Census Day: “A survivor and her young son arrived at our shelter. She tried to enroll him in after-school daycare, but the program was full. Private daycare requires documentation she was unable to provide because of the recent move. Without daycare, the survivor can’t work, and without income, she can’t pay for childcare. Soon she’ll have to exit shelter, but she can’t get housing without a job.”

LOSS OF TRANSPORTATION

In 2017: 25 participating programs reduced or eliminated childcare services.

No Victim Should be Left Behind: Facing Unacceptable Consequences Due to Reductions in Staffing and a Shrinking Pool of Resources

Abusers employ multiple tactics to gain power and control over victims, which can include physical, sexual, financial, and emotional abuse. When victims make the difficult decision to reach out for help, they must be able to find safety and support. Yet the continued lack of adequate funding and resources means that not everyone who seeks help will find it, and advocates must turn away the very people they are striving to help. Victims can lose hope and face devastating consequences.


Given the dangerous and potentially lethal nature of domestic violence, our communities and our country cannot afford to ignore victims’ needs. However, domestic violence is often seen as a problem that is either already adequately addressed or one that cannot be solved – but neither is true. Victims are woefully underserved, but immediate and meaningful change is possible with increased commitment to domestic violence programs. Funders, policymakers, social service providers, law enforcement, judges, and local community members must join advocates in committing to a present in which survivors’ needs are met and a future without domestic violence.



Service Provision to Underserved Victims

Services Provided by Local Programs	Percentage (%) of Programs Providing this Service on Census Day	Percentage (%) of Programs Providing this Service Throughout The Year
Bilingual Advocacy	35%	44%
Support/ Advocacy Related to Immigration	21%	77%
Advocacy Related to Disability Issues	18%	72%
Support/ Advocacy for LGBTQ Victims of Abuse	16%	85%

❖ “Our program doesn’t have culturally-specific shelters to provide a safe space for immigrant survivors. The local shelters we rely on are overcrowded and unable to accommodate the dietary, religious, and cultural customs of many immigrant women. These survivors feel overwhelmed and terrified in shelters.” –Ohio advocate



Abusers Threaten to Kill or Harm Pets

“We were unable to accommodate a survivor seeking shelter for her and her dog. **She didn't feel safe leaving the dog behind**, but because we were unable to shelter both of them, the survivor opted to sleep in her car.”

—NORTH DAKOTA ADVOCATE

SERVICES PROVIDED

Services Provided	On Sept. 13, 2017	Throughout the Year
Children's Support of Advocacy	84%	92%
Court or Legal Accompaniment/Advocacy	53%	90%
Prevention Services and/or Educational Programs	48%	89%
Transportation	54%	88%
Emergency Shelter	77%	85%
Support/Advocacy for LGBTQ Victims of Abuse	16%	85%
Support/Advocacy Related to Mental Health	39%	84%
Support/Advocacy Related to Child Welfare/Protective Services	28%	83%
Support/Advocacy to Elder Victims of Abuse	20%	81%
Support/Advocacy Related to Substance Abuse	25%	77%
Support/Advocacy Related to Immigration	21%	77%
Support/Advocacy Related to Technology Use (cyberstalking, etc.)	11%	75%
Support/Advocacy to Victims of Trafficking	13%	74%
Support/Advocacy Related to Health Care or Health Care Systems	21%	72%
Support/Advocacy Related to Disability Issues	18%	72%
Financial Literacy/Budgeting	20%	70%
Third-party Translation/Interpretation Services	10%	64%
Hotel/Motel Stay	10%	60%
Support/Advocacy for Veteran Victims who Served in U.S. Armed Forces	5%	59%
Job Training/Employment Assistance	18%	57%
Therapy/Counseling for Adults (by a licensed practitioner)	30%	52%
Support/Advocacy for Active Duty Victims in U.S. Armed Forces	2%	48%
Therapy/Counseling for Children or Youth (by a licensed practitioner)	19%	45%
Transitional or Other Housing (arranged/run by DV program)	38%	44%
Bilingual Advocacy (services provided by someone who is bilingual)	35%	44%
Childcare/Daycare	21%	44%
HIV/AIDS Information and/or Support	4%	39%
Homicide Reduction Initiative/Lethality Assessment	16%	38%
Legal Representation by an Attorney	13%	30%
Safe Exchange/Visitation	5%	24%
Matched Savings Programs and/or Microloans	2%	11%
Onsite Medical Services	2%	9%

SUMMARY DATA

State or Territory	Response Rate ⁷	Adults Served	Children Served	Total People Served	Unmet Requests for Services	Hotline Calls Answered	Total People Trained	Served in Shelter	Served in Transitional or Other Housing	Non-Residential Served
AK	75%	314	161	475	58	91	173	230	94	151
AL	76%	411	152	563	55	111	297	179	83	301
AR	96%	352	215	567	150	212	243	341	96	130
AZ	78%	1,233	756	1,989	366	284	251	787	263	939
CA	95%	3,483	2,241	5,724	692	1413	1,708	1,569	1,580	2,575
CO	79%	767	300	1,067	299	302	348	313	162	592
CT	100%	798	243	1,041	130	368	268	235	152	654
DC	100%	318	298	616	77	92	47	61	357	198
DE	86%	169	74	243	9	23	75	69	27	147
FL	100%	1,468	1,185	2,653	97	418	16	1,874	338	441
GA	80%	1,017	920	1,937	206	450	334	655	481	801
GU	100%	14	19	33	5	42	20	24	0	9
HI	100%	156	132	288	22	63	64	131	46	111
IA	100%	602	304	906	35	358	260	271	220	415
ID	88%	346	168	514	341	138	275	157	54	303
IL	100%	1,793	949	2,742	346	752	1,447	735	631	1,376
IN	100%	1,139	729	1,868	219	479	1,764	819	395	654
KS	100%	573	308	881	221	240	337	311	142	428
KY	100%	717	245	962	57	142	247	423	147	392
LA	100%	404	338	742	135	192	447	216	196	330
MA	100%	1,291	469	1,760	298	596	258	437	275	1,048
MD	95%	642	284	926	126	466	82	292	156	478
ME	100%	284	169	453	42	94	114	95	155	203
MI	82%	1,270	1,089	2,359	234	408	620	922	748	689
MN	91%	1,522	829	2,351	321	671	853	703	189	1,459
MO	91%	1,277	785	2,062	420	431	557	1,056	267	739
MS	92%	251	253	504	82	69	245	148	177	179

⁷The response rate refers to the percentage of identified primary purpose local domestic violence services in the state or territory that participated in this year's Census.


State or Territory	Response Rate	Adults Served	Children Served	Total People Served	Unmet Requests for Services	Hotline Calls Answered	Total People Trained	Served in Shelter	Served in Transitional or Other Housing	Non-Residential Served
MT	90%	212	119	331	78	149	83	136	48	147
NC	85%	1,115	758	1,873	106	610	889	730	188	955
ND	100%	194	101	295	10	71	124	89	33	173
NE	100%	319	145	464	55	243	333	139	33	292
NH	100%	191	80	271	40	62	372	96	35	140
NJ	100%	823	465	1,288	131	523	725	326	232	730
NM	64%	321	145	466	254	117	67	192	41	233
NV	100%	272	190	462	76	175	18	155	124	183
NY	100%	4,566	2,582	7,148	852	1315	2,202	2,557	1,372	3,219
OH	100%	1,528	918	2,446	270	761	1,039	912	408	1,126
OK	97%	613	387	1,000	119	326	311	496	149	355
OR	98%	918	570	1,488	235	432	149	275	518	695
PA	100%	1,720	766	2,486	1,003	760	1,841	852	426	1,208
PR	22%	131	182	313	0	14	3	41	190	82
RI	100%	326	132	458	99	97	36	81	127	250
SC	92%	336	219	555	27	109	18	221	155	179
SD	34%	134	134	268	0	50	31	176	24	68
TN	100%	646	338	984	137	270	247	460	198	326
TX	99%	3,442	2,775	6,217	1,298	1782	2,650	2,315	1,428	2,474
UT	100%	559	455	1,014	305	245	257	411	263	340
VA	100%	955	559	1,514	185	423	491	565	263	686
VT	92%	219	113	332	15	129	14	108	61	163
WA	59%	1,032	776	1,808	872	581	253	557	548	703
WI	81%	1,186	656	1,842	212	770	243	717	196	929
WV	100%	340	83	423	5	113	71	164	26	233
WY	100%	188	85	273	14	115	213	76	53	144
TOTAL	90%	44,897	27,348	72,245	11,441	19147	24,030	25,900	14,570	31,775



A survivor called our hotline. She and her four children had fled from another state to escape an abusive partner and had been staying in motels. She didn't have any more money or food, and they were all tired of running. When they arrived at our shelter, they were greeted by an advocate who immediately ensured their needs were met. They stayed with us for over two months and received support and advocacy services. The survivor recently found out that she had been accepted into a two-year transitional housing program. She said, 'This is the new start I've been waiting so long for.'



—CONNECTICUT ADVOCATE



NNEDV
NATIONAL NETWORK
TO END DOMESTIC
VIOLENCE

National Network to End Domestic Violence
1325 Massachusetts Avenue, 7th Floor
Washington, DC 20005
202-543-5566
WomensLaw.org | TechSafety.org | NNEDV.org/Census
census@nnedv.org

Administrative costs underwritten by:

facebook

Google