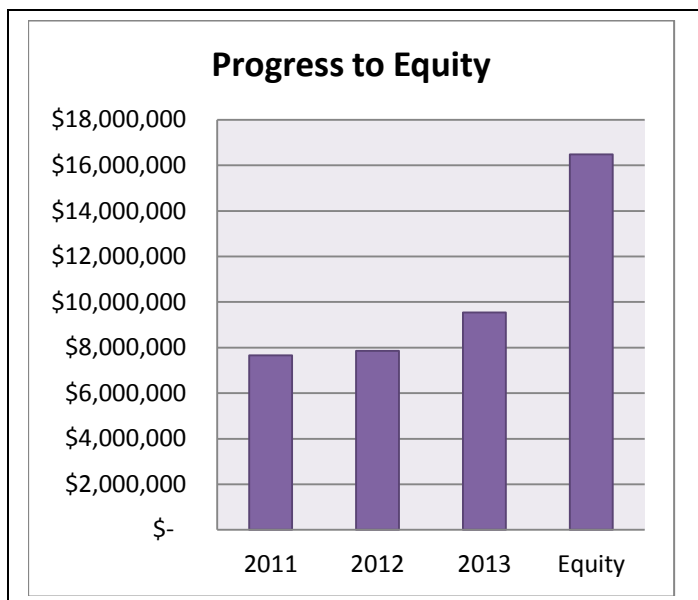

Funding Towards

Equity:

Oregon Sexual and Domestic Violence Programs



For more information, please contact
DOJ CVSD at 503-378-5348 or DHS at 503-945-6686

**The Equity
Formula guides the
Joint DV/SA
Funding Process
including these
funds:**

*The Oregon Domestic
and Sexual Violence
Services, STOP Violence
Against Women,
& Victim of Crime Act
Funds from the
Department of Justice,
Crime Victims Services
Division.*



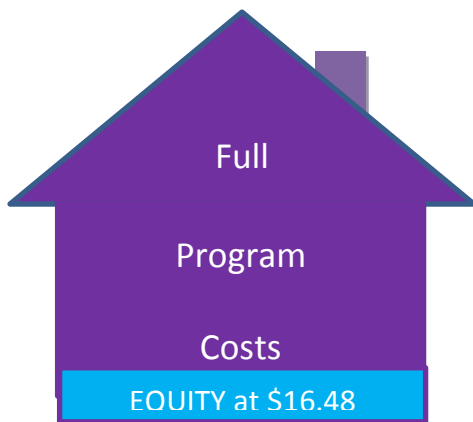
*The Domestic Violence
(DV) and Sexual Assault
(SA) Funds from the
Department of Human
Services Children,
Child Welfare Program.*



Introduction

The purpose of this document is to present a summary of the Equity formula used for the allocation of state and federal funds in the Joint Domestic Violence and Sexual Assault Non-competitive Grant administered by the Department of Justice and the Department of Human Services.

The 2006 Equity Allocation Study¹ recommended that state and federal domestic and sexual violence (DV/SA) funds be combined and distributed in a non-competitive process, based on a formula for distribution by county. The two overarching goals are meaningful access to DV/SA services for survivors and stability for programs.



The formula derives from the documentation available in 2006 on the prevalence of violence against women² in Oregon, and the estimated cost of basic crisis response direct services statewide (direct service staff costs only). This was conservatively estimated to cost \$16.28 million per year. This original goal has been adjusted to \$16.46 per year with the addition of the nine federally recognized Tribal Nations in Oregon.³ **The Equity Formula was never intended to address full program funding needs.**

By applying the formula, counties and federally recognized Tribes move towards equity at the \$16.46 million statewide goal. Funding for the 2013-15 grant period is just over half way to this goal.

DOJ and DHS specifically allocate funds to each county and federally recognized Tribe. The allocation per county and Tribe is calculated with a two-part formula. The first, called the BASE, is a flat rate per county or Tribe. The second part, called the PLUS, is calculated on population or Tribal enrollment over 30,000.

The following description illustrates the formula and the variables involved in implementation.

¹ The Equity Allocation Study, developed by The Planning Group in 2006, is available by request from DOJ-Crime Victims Services Division.

² Programs serve victims and survivors regardless of gender or gender identity. However, given the gender inequities in which the violence is rooted, the overwhelming majority of victims served at the time the formula was created were women. The DV/SA prevalence rates against women were better documented and available for use in the formula.

³ Oregon's nine federally recognized Tribes were added to the grantees receiving this formula distribution in 2013. Tribal population is based on enrolled membership as reported by the Legislative Commission on Indian Services for 2012.

BASE portion of the Equity Formula: Every County and federally recognized Tribe receives a BASE amount.

At the \$16.46 million statewide goal the BASE portion for counties and federally recognized Tribes with a population of 6,500 and over is \$120,000 per year. This amount is roughly sufficient to hire staff for the critical response needs of the estimated number of DV/SA survivors in a population of 30,000.⁴ At the \$16.46 million statewide goal the BASE for counties and federally recognized Tribes with a population under 6,500 is \$20,000 per year.⁵

The DV/SA BASE formula assumes these rates: In a population of 30,000 people, 30% or 9,000 are adult women. Each year three percent (3%) of adult women will experience DV, and 0.85% of adult women will experience SA. One DV advocate provides critical response services for 10 survivors per month; one SA advocate provides critical response services for 8 survivors per month; one DV/SA FTE costs \$40,000 per year.

DV portion of the BASE:

- 30,000 people x 30% (adult women) = 9,000 adult women in the BASE population
- 9,000 adult women x 3% DV prevalence rate per year = 270 DV survivors per year
- 270 DV survivors per year divided by 12 months = 22.5 DV survivors per month
- 22.5 DV survivors per month divided by 10 (number of DV clients served per month by 1 FTE) = 2.25 FTE needed
- 2.25 FTE x \$40,000 per year average salary = **\$90,000 per year for DV BASE**

SA Portion of the BASE:

- 30,000 people x 30% (adult women) = 9,000 adult women in the BASE population of 30,000
- 9,000 adult women x .85% SA prevalence rate per year = 76.5 SA survivors per year
- 76.5 SA survivors per year divided by 12 months = 6.37 SA survivors per month
- 6.37 SA survivors per month divided by 8 (number of SA clients served per month by 1 FTE) = .796 FTE needed per month
- \$40,000 per FTE x .796 FTE = **\$31,840 per year for SA BASE (rounded to \$30,000)**

At the \$16.46 million statewide goal, the total BASE per year is \$120,000.

DV BASE \$90,000 + SA BASE \$30,000 = \$120,000

⁴ County population includes Tribal members, however the cultural needs and high prevalence rate of DV/SA in Tribal Nations makes the duplication reasonable.

⁵ For counties this base is typically given to a neighboring county to provide outreach services.

PLUS portion of the Equity Formula:
Every County or federally recognized Tribe with a population over 30,000 receives a PLUS amount.

The most recent county population figures and Tribal enrollment figures are used each time the PLUS is calculated. The rest of the DV/SA PLUS formula is calculated using the same Equity formula assumed rates outlined above: 30% adult women; 3% DV prevalence rate; 0.85% SA prevalence rate; 1 DV FTE advocate serves 10 survivors per month; 1 SA FTE advocate serves 8 survivors per month; 1 FTE costs \$40,000 per year.

The following example uses a population of 40,000.

DV portion of the PLUS

- 40,000 population in county or federally recognized Tribe minus 30,000 BASE population = 10,000 PLUS population
- 10,000 (PLUS population) x 30% adult women = 3,000 adult women for the PLUS
- 3,000 adult women x 3% DV prevalence rate = 90 DV survivors per year
- 90 DV survivors per year divided by 12 months = 7.5 DV survivors per month
- 7.5 DV survivors divided by 10 (number of DV clients served per 1 FTE) = .75 FTE
- \$40,000 per FTE x .75 FTE = **\$30,000 per year for the DV portion of PLUS**

SA portion of the PLUS

- 40,000 population in county or federally recognized Tribe minus 30,000 BASE population = 10,000 PLUS population
- 10,000 (PLUS population) x 30% adult women = 3,000 adult women for the PLUS
- 3,000 (adult women) x .85 SA prevalence rate = 25.5 SA survivors per year
- 25.5 SA survivors per year divided by 12 months = 2.125 SA survivors per month
- 2.125 SA survivors divided by 8 (number of SA clients served per 1 FTE) = .265 FTE
- \$40,000 per FTE x .265 FTE = **\$10,600 per year for the SA portion of PLUS**

The TOTAL PLUS per year in this example is
DV PLUS \$30,000 + SA PLUS \$10,600 = \$40,600

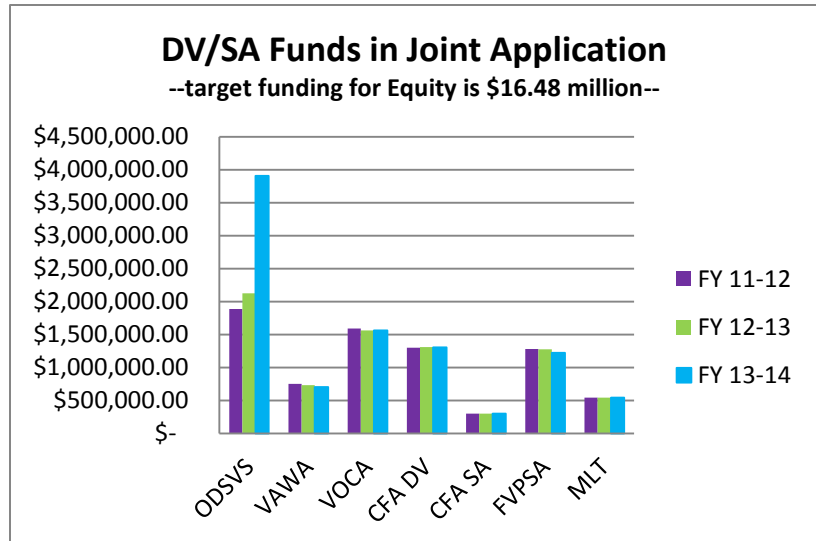
Implementation of the Formula for Equity in Oregon at \$16.46 Million

As the formula for Equity has been implemented,⁶ the following priorities and adjustments have been adopted.

First Priority: Hold Steady and Protect from Loss

As long as funds are available, all counties and federally recognized Tribal Nations in Oregon will receive at least the same total of combined funds as they did in the prior grant period. The starting points for the first allocation using the Equity Formula derived from competitive grant award amounts received by grantees in 2006-07. The starting point for the federally recognized Tribal Nations is the base amount awarded in 2013.

As the seven funds in the Joint Allocation fluctuate, individual fund losses have been balanced against other fund gains, protecting programs from any net loss. In 2013, ODSVS doubled; this increased but did not double the total Joint allocation.



Distribution of funds to the biggest and smallest areas is treated uniquely. Over time the formula for the Tri-County area of Clackamas, Multnomah, and Washington Counties has involved elements of regional and county fund distribution; combined they have over 51% of Oregon's population. The three frontier counties Gilliam, Sherman, and Wheeler have individual populations of less than 2,000 people; their base funding is given to a neighboring county to provide services.

Counties with multiple grantees. Counties with multiple grantees either negotiate a local allocation agreement or default to a distribution decided by the funders and based as closely as possible on the Equity Formula.

The formula progresses incrementally towards equity with available funding.

At \$8.5 million (half way to the \$16.46 goal) the base for counties and federally recognized Tribes with a population or enrollment over 6,500 is \$80,000 and \$20,000 for the counties and Tribes with populations or enrollment under 6500. Also, all county populations are fully counted in the per

⁶ The Equity formula was first implemented for the 2007-09 grant period.

capita allocation. At the \$16.46 million target, the base will be \$120,000 (\$20,000 for the counties and Tribes with populations/enrollment under 6500) and only county or enrollment population over 30,000 will be counted in the per capita allocation. In-between halfway and the target, both the base and the portion of the county population counted are adjusted by increments.

The “Bump” Adjustment:

The base amount is a greater proportion of the total funds at \$8.5 million than at \$16.46 million. Thus the rural and frontier counties are receiving allocations significantly closer to their \$16.46 totals than the high population counties. To compensate for this, the “bump” adjustment divides fund increases in half, with the first half going to all counties and federally recognized Tribes that are less than 100% of their funding goal, and the second half going to the counties that are farthest from their funding goals in the Formula for Equity. Once a county or federally recognized Tribe reaches 100% of their portion of the statewide funding goal, there are no more increases.

Percent Progress in 2013-15 towards the funding goals in the Formula for Equity

